

PRE-ANALYSIS PLAN FOR

## Evaluation of Madhya Pradesh Safe Cities Initiative

December 7, 2015

Macartan Humpheys, Sarah Khan, Summer Lindsey  
Columbia University

### ABSTRACT

This study assesses the effects of the DFID-funded Safe Cities Initiative being implemented in four cities in Madhya Pradesh, India. The initiative, which aims to reduce the prevalence of intimate partner violence and public violence experienced by women in the urban context includes three interventions: 1) the provision of general support to existing women's self help groups 2) the provision of general support to existing women's self help groups with specialized trainings addressing Violence against Women and community action and 3) the creation of new men and boys collectives in slums with trainings addressing lifeskills, gender, and community action.

The study uses random assignment to identify the effect of the Initiative on a range of outcomes including levels of intimate partner violence and public violence, women's mobility and perceptions of safety, individual attitudes and social norms surrounding intimate partner violence and public violence. The sample for the study consists of 250 slums spread across four cities; using a blocked factorial design, slums were randomly selected to receive 1 of 6 possible treatment combinations. The factorial design enables us to assess the relative effectiveness of each intervention in isolation and in combination with others. Baseline and endline surveys administered to a total of 7500 male and female respondents will provide data for the study alongside behavioral measures of support for policy changes around VAW.

**Status:** Currently only baseline data exists, treatment has been assigned, the intervention is wrapping up and endline data is about to be collected.

## Contents

<b>1. MOTIVATION OF STUDY .....</b>	<b>4</b>
<b>2. INTERVENTION DESCRIPTION.....</b>	<b>4</b>
<b>3. DESIGN AND RANDOMIZATION .....</b>	<b>5</b>
FACTORIAL DESIGN.....	5
RANDOMIZATION PROCEDURE.....	6
INTRA-CLUSTER CORRELATION .....	6
DISTRIBUTION OF TREATMENTS.....	7
COMPARISONS .....	8
<b>4. SUBJECTS .....</b>	<b>9</b>
<b>5. HYPOTHESES AND MEASURES .....</b>	<b>11</b>
MAPPING OF OUTCOMES MEASURES TO SURVEY QUESTIONS .....	11
LIST EXPERIMENT MEASURES.....	14
BEHAVIORAL MEASURE .....	16
<b>6. ANALYSIS .....</b>	<b>19</b>
PRIMARY ANALYSIS.....	19
SECONDARY ANALYSIS.....	20
HETEROGENEOUS EFFECTS .....	21
LOCAL AVERAGE TREATMENT EFFECTS.....	21
MULTIPLE COMPARISONS .....	21
<b>7. CONTROL VARIABLES .....</b>	<b>22</b>
INTIMATE PARTNER VIOLENCE .....	22
PUBLIC VIOLENCE .....	24
MISSING DATA ON CONTROLS.....	25
<b>OUTPUTS .....</b>	<b>25</b>
<b>8. ENDLINE SURVEY INSTRUMENT .....</b>	<b>26</b>
SECTION 1: SYNTAX NOTES.....	27
SECTION 2: INTRODUCTION & CONSENT .....	28
SECTION 3: DM DEMOGRAPHICS .....	30
SECTION 4: SS SOCIOECONOMIC.....	31
SECTION 5: YN INCOME .....	33
SECTION 6: EM EMPOWERMENT .....	34
SECTION 7: SC SPOUSAL COMPARISONS (MARRIED/PARTNERED RESPONDENTS) .....	36
SECTION 8: AL ALCOHOL CONSUMPTION .....	37
SECTION 9: CC COMMUNITY CHARACTERISTICS.....	38
SECTION 10: NW NETWORKS .....	39
SECTION 11: CH CHILDHOOD EXPERIENCE.....	44
SECTION 12: MS MOBILITY & SAFETY .....	45
SECTION 13: LE LIST EXPERIMENT .....	47
SECTION 14: EPV EXPERIENCE OF PUBLIC VIOLENCE (WOMEN) .....	54
SECTION 15: RPV REPORTING OF PUBLIC VIOLENCE (WOMEN) .....	58
SECTION 16: EDV EXPERIENCE OF DOMESTIC VIOLENCE (MARRIED WOMEN).....	59
SECTION 17: RDV REPORTING OF DOMESTIC VIOLENCE (MARRIED WOMEN) .....	62
SECTION 18: PPV PERPETRATION OF PUBLIC VIOLENCE (MEN) .....	63

SECTION 20: SN SOCIAL NORMS .....	68
SECTION 21: AT ATTITUDES .....	72
SECTION 22: IN INTERVENTION .....	74
SECTION 23: PS POLITICS & STATE ENGAGEMENT .....	76
SECTION 24: BH BEHAVIORAL MEASURE .....	80
SECTION 25: IC IMPLEMENTATION CHECKS .....	84
SECTION 26: SC SURVEY CHECKS .....	85
<b>9. MATERIALS FOR BEHAVIORAL MEASURE .....</b>	<b>86</b>
<b>10. ENDLINE SURVEY MANUAL .....</b>	<b>89</b>
GENERAL INTERVIEWING STRATEGIES .....	89
ENUMERATOR CHECKLIST .....	90
SAMPLING PROCEDURES .....	90
GUIDE TO THE SURVEY DICTIONARY .....	91
COMMON TERMS USED IN THE SURVEY .....	91
QUESTION BY QUESTION GUIDE .....	93
<b>11. BASELINE REPORT .....</b>	<b>100</b>
<b>12. R SCRIPT FOR ASSIGNMENT TO TREATMENT .....</b>	<b>101</b>

## Tables

Table 1 - Factorial Design for the evaluation of the Safe Cities Initiative .....	7
Table 2 - The six treatment arms under the factorial design .....	7
Table 3 - Comparisons of interest within the factorial design .....	8
Table 4 - Age ranges for direct and indirect beneficiaries .....	9
Table 5 - Distribution of survey respondents per slum .....	10
Table 6 - Comparison of target and actual survey sample at baseline .....	10
Table 7 - Mapping of Hypotheses, Outcome Measures and Survey Questions .....	11
Table 8 - Distribution of Individual Assignment to Behavioral Variations .....	17
Table 9 - Regression Analysis .....	19
Table 10 - Secondary analysis tables for both direct and indirect beneficiaries .....	20

# 1. MOTIVATION OF STUDY

DFID-India is currently working with the Government of Madhya Pradesh (GoMP) to deliver the Madhya Pradesh Urban Infrastructure Investment Programme (MPUIIP). As part of the MPUIIP, DFID is also funding the Safe Cities Initiative which is being delivered in 250 slums across four cities: Bhopal, Gwalior, Indore and Jabalpur. The design and development of the Safe Cities Initiative started in 2013 and has come to completion as of December 2015. Unlike many other programmes, **the Safe Cities Initiative is designed to reduce the prevalence of both intimate partner violence (IPV) and violence and harassment against women and girls in public spaces** in urban slums.

In addition to programme delivery, **the Safe Cities Initiative has also been designed to generate robust evidence on what interventions work** – and do not work - to reduce violence against women (VAW). In June 2013, SDDirect was commissioned to lead an independent impact evaluation of the Safe Cities Initiative in partnership with Columbia University in New York and New Concept Information Systems (NCIS) in Delhi. The evaluation design seeks to contribute to both programme accountability and programme learning.

## 2. INTERVENTION DESCRIPTION

The Safe Cities Initiative is designed to reduce the prevalence of intimate partner violence (IPV) and violence and harassment against women and girls in public spaces in urban slums. In addition to programme delivery, **the Safe Cities Initiative has also been designed to generate robust evidence on what interventions work** – and do not work - to reduce violence against women (VAW).

### INTERVENTIONS:

The Safe Cities Initiatives includes interventions at both the city/ state level and the slum level.

At the city and state level, activities are intended to improve the capacity of state institutions, including Urban Local Bodies, to respond to and address VAWG, and to encourage state institutions to engage with communities on violence prevention.

The scope of this evaluation is limited to the slum-level interventions, **of which there are three:**

- **T1 SHG Strengthening Module:** This intervention aims to strengthen existing and nascent women's Self-Help Groups (SHGs). The main activities include training of SHG members in SHG formation, organisation and strengthening and record and bookkeeping; and will link SHG members with financial institutions, other training opportunities and services. This module also includes basic gender training.
- **T2 VAW Module:** Building on the first intervention, this module aims to increase the capacity of women's SHGs and their members to understand the root causes and trigger factors related to VAW and to take action to prevent and respond to them. It will deliver training to SHG members on gender and VAW, further training on helping skills and on mobilisation for community action. The VAW Module will be linked to a range of community level activities and events including community-level safety audits and action plans, where SHGs will be encouraged to engage with boys and men in the slum. This intervention will also support a series of interface meetings with existing service providers to connect the SHGs and their members with services to prevent and respond to VAWG.
- **T3 Life Skills Module:** This intervention started with the formation of groups of adolescent boys and young men (aged 15-25 years), who were recruited through community meetings and individual conversations with boys and young men. A youth ambassador is identified from each group who, after receiving training, will take forward a programme of life skills training, awareness raising and events on gender, VAWG and alcohol abuse with the others in the group. As with the VAW Module, the Life Skills Module is accompanied by a range of community level activities and events. If invited by the women's groups, these boys' and men's groups may also take part in the community-level safety audits.

## EXPECTED BENEFICIARIES

The Safe Cities Initiative aims to create spaces where groups of women and groups of boys and men can learn skills, increase their awareness and understanding of women's rights and the causes and consequences of violence against women. There is also an emphasis on these groups engaging with others, especially with their own communities. This creates four distinct beneficiary groups:

- Direct female beneficiaries who are members of the SHGs
- Indirect female (beneficiaries who are members of the wider community within the slum)
- Direct male beneficiaries who are members of the boys'/men's groups (or individuals that expressed interested in joining potential men's and boys groups)
- Indirect male beneficiaries who are members of the wider community within the slum.

These beneficiaries are identified prior to assignment of groups to different treatment conditions.

## 3. DESIGN AND RANDOMIZATION

The evaluation is based on a cluster Randomized Control Trial (RCT) where the unit of randomization is the slum. The sample of 250 slums included in the evaluation was pre-selected based on previous identification for inclusion in the larger MPUIP program, of which the Safe Cities Initiative is a part.

The sample includes slums across four cities: Bhopal, Gwalior, Indore, and Jabalpur in Madhya Pradesh, with either 62 or 63 slums in each city.

Prior to intervention rollout and collection of baseline data, the implementing partners selected 2 Women's Self Help Groups (SHGs) in each of the 250 slums, and identified men and boys who were invited to form one boys'/men's group in each slum. Note that the program worked with 2 SHGs per treatment slums rather than 1 in order to strengthen the treatment. Where more than two SHGs existed in a slum, the two strongest SHGs were selected. Where no SHGs were present, "kitty groups" or women's microfinance groups were selected instead. The strength of these groups varies considerably, and some were not operational and reactivated as part of the Safe Cities Initiative.

### Factorial Design

The purpose of the evaluation is not only to identify the effects of the Safe Cities Initiative but also to examine the effect of specific interventions and combinations of interventions within the Initiative.

In order to enable comparisons of the various combinations of interventions, we use a 3x2 factorial design under which each slum can be assigned to one of 6 possible treatment arms:

1. Pure Control (No interventions take place in the slum)
2. Life-Skills Intervention only (The men and boys group in the slum receive life-skills training)
3. SHG Strengthening Intervention only (The 2 SHG groups in the slum receive the SHG strengthening treatment with no VAW component)
4. SHG Strengthening +Life-Skills Intervention (The 2 SHG groups in the slum receive the SHG strengthening treatment with no VAW component and the men and boys group in the slum receives life-skills training)

5. SHG Strengthening + VAW Intervention (the 2 SHG groups in the slum receive the SHG strengthening treatment with a directed VAW component)
6. SHG Strengthening+ VAW + Life Skills Intervention (the 2 SHG groups in the slum receive the SHG strengthening treatment with a directed VAW component and the men and boys group in the slum receives life-skills training)

## Randomization Procedure

The random assignment to slums was conducted by the PIs listed on this evaluation in two stages using R Script with a fixed seed to allow for replication. The script is provided in the appendix to document this randomization and probabilities of assignment to treatment. A **block randomization** approach was used to ensure that the treatment and control slums are balanced over a set of blocking variables.

Data on blocking variables was obtained from administrative sources and a baseline survey conducted in the 250 slums in Dec 2013.

In the first stage, blocks with six slums each were created in each city that were as similar as possible across the following dimensions (with similarity defined using Mahalanobis distance).

- Slum baseline levels of VAW (experience of IPV and experience of violence and harassment in public spaces)
- Slum size;
- SHG Strength (Type of women's groups within each slum that would receive the SHG treatments - whether they were pre-existing SHGs, microfinance groups or kitty group)s;
- Slum involvement in the previous MPUSP;
- Slum Below Poverty Line (BPL) score.

In the second stage, the six slums within each set of matched slums were randomly assigned to one of the six treatment arms using a fixed seed for replication.

Integer issues were dealt with by first randomly sampling 60 slums in each city for which the blocking procedure was implemented; the remaining slums were randomly allocated to treatment directly, ensuring that all slums had equal probabilities of assignment to treatment in each city.

## Intra-cluster Correlation

Blocking was also employed with the intention of reducing the ICC. In a cluster randomised design, statistical power depends on the extent to which individuals within clusters are more similar to each other than individuals in different clusters. Intuitively if all individuals in a cluster are very similar to each other, then the effective sample size is simply the number of clusters. See the link to the baseline report for analysis of ICC using baseline data. For most measures described in the baseline, the estimated ICC was lower than assumed for the power analysis and suggests relatively good power.

## Distribution of Treatments

**Table 1 - Factorial Design for the evaluation of the Safe Cities Initiative**

		Men and boys' groups		
		No Life Skills Module	Life Skills Module	Total
SHGs	No SHG intervention	41 slums 'Pure' control (Type 'NN')	41 slums Life Skills Module only (Type 'NL')	82 slums No SHG intervention (Type 'TC')
	SHG Strengthening Module	42 slums SHG Strengthening Module only (Type 'SN')	42 slums SHG Strengthening Module plus Life Skills Module only (Type 'SL')	84 slums SHG Strengthening Module (Type 'TS')
	SHG Strengthening Module + VAW Module	42 slums VAW Module and SHG Strengthening Module only (Type 'VN')	42 slums All three modules (Type 'VL')	84 slums SHG Strengthening Module and VAW Module (Type 'TV')
	Total	125 slums No Life Skills Module (Type 'TN')	125 slums Life Skills Module (Type 'TL')	<b>250 slums</b> <b>(Total)</b>

The 3x2 factorial design produces six treatment groups ('treatment arms'). These are outlined below.

**Table 2 - The six treatment arms under the factorial design**

Treatment arm	Interventions	Type	Number of slums	Programme delivery
Treatment Arm 1	'Pure' control	NN	41	In these slums no interventions will be delivered
Treatment Arm 2	Life Skills Module only	NL	41	In these slums no interventions will be delivered to the SHGs but the Life Skills Module will be delivered to the boys' and men's group
Treatment Arm 3	SHG Strengthening Module only	SN	42	In these slums two SHGs will receive the SHG Strengthening Module but no intervention will be delivered to boys' and men's group
Treatment Arm 4	SHG Strengthening Module + Life Skills Module only	SL	42	In these slums, two SHGs will receive the SHG Strengthening Module and the Life Skills Module will be delivered to the boys' and men's group
Treatment Arm 5	SHG Strengthening Module + VAW Module only	VN	42	In these slums, two SHGs will receive the SHG Strengthening Module plus the VAW Module but no intervention will be delivered to the boys' and men's group
Treatment Arm 6	SHG Strengthening Module + VAW Module + Life Skills Module	VL	42	In these slums, two SHGs will receive the SHG Strengthening Module plus the VAW Module and the Life Skills Module will be delivered to the boys' and men's group
Total slums			250	

## Comparisons

A key advantage of the factorial design is that data from each of the cells within [Table 2](#) can be used for many comparisons.

Thus for example slums in the NL group feature among treated slums the effects of the livelihoods intervention are examined, but feature among control slums when the effects of the VAW Module are examined. It is important to note that power is higher for comparisons of the individual interventions/ modules, rather than combinations. The set of priority comparisons are detailed in

[Table 3.](#)

[Table 3 - Comparisons of interest within the factorial design](#)

Comparison	Number of slums
TS-TC	Data from 166 slums can be used to assess the effect of the SHG Strengthening Module, compared to no SHG intervention at all.
TV- TS	Data from 168 slums can be used to assess the effect of the VAW Module, conditional on the SHG Strengthening Module.
TV-TC	Data from 166 slums can be used to assess the effect of the SHG Strengthening Module plus the VAW Module compared to no SHG intervention at all.
TL-TN	Data from all 250 slums can be used to assess the overall effect of the boys'/men's Life Skills Module.



## 4. Subjects

Four beneficiary groups have been identified as those most likely to benefit from the Programme:

- Women direct beneficiaries who are members of the SHGs;
- Women indirect beneficiaries who are members of the wider community within the slum;
- Boys/ men direct beneficiaries who are members of the boys'/men's groups;
- Boys/ men indirect beneficiaries who are members of the wider community within the slum.

Including all four of these groups in the evaluation allows for both the immediate effects of the Programme (on direct beneficiaries) and more widespread impact (on indirect beneficiaries) to be assessed.

The age ranges for the direct beneficiaries sampled for the evaluation were dictated by the age groups being targeted by the Programme. Choosing to work through existing SHGs (and MFIGs and kitty groups), means the Programme will reach women over the age of 18 years. For the new boys'/ men's groups, the Programme deliberately targeted a younger age group: those aged 15 to 25 years. The sampling of direct beneficiaries for the evaluation mirrored this, although in-line with other VAW-related research and evaluations in India and elsewhere, an upper age limit of 49 years was set.

Decisions about the age ranges for indirect beneficiaries were based on assumptions about which members of the wider slum population were most likely to be affected by each of the Programme's interventions. Based on the Programme's theory of change, it is expected that the indirect beneficiaries most likely to benefit from the SHG interventions (in particular the VAW Module) will be women and men of a similar age to the direct beneficiaries (i.e. 18 – 49 years). It is also expected that the indirect effects of the boys'/ men's Life Skills Module will be on boys and men of the same age (i.e. 15-25 years). The age groups selected for the direct and indirect beneficiary groups included in the evaluation are outlined in [Table 4](#).

**Table 4 - Age ranges for direct and indirect beneficiaries**

Beneficiary group	Age range
Women direct beneficiaries	18 – 49 years
Boys and men direct beneficiaries	15 – 25 years
Women indirect beneficiaries	18 – 49 years
Boys and men indirect beneficiaries	15 – 49 years

Two different sampling approaches for the survey were developed and used at baseline: one for direct beneficiaries (male and female) and one for indirect beneficiaries (male and female). These are described below:

- Direct beneficiaries were identified from lists provided by GHK of five women from each of the 500 existing SHGs, MFIGs and kitty groups across the 250 slums, and on lists of eight boys and men from each of the 250 newly formed boys'/ men's groups, also from across the 250 slums. In cases in which more names were provided simple random sampling was used to select subjects.
- Selection of indirect beneficiaries was more complex, requiring individuals from three population groups to be identified: boys/young men (15-25), older men (26-49) and women (18-49). This involved a two-stage process. In the first stage, research teams constructed a map of each slum in which every household was numbered consecutively. Using independent random number tables for each slum, households were then selected for possible inclusion of an occupant from one particular population group. Enumerators then visited the selected households to determine whether there was someone from their target population they could interview. If there was not, the enumerators selected the next household number on the map and repeated the process. In the second stage,

random sampling tables (unique for each household) were used to select individual respondents from a list of eligible household members.

Table 5 outlines the intended sample of direct and indirect beneficiaries in each of the 250 slums, with an overall target of 7,500 respondents.

Table 5 - Distribution of survey respondents per slum

	Boys/ young Men (15-25 years)	Older Men (26-49 years)	Women (18-49 years)	Total
Direct beneficiaries from SHG 1			4	4
Direct beneficiaries from SHG 2			4	4
Direct beneficiaries from the Boys'/ Men's group	6			6
Indirect beneficiaries from the wider slum population	4	4	8	16
Total per slum	10	4	16	30
Total for all 250 slums	2500	1000	4000	7500

An actual baseline sample of 7,486 respondents was achieved. These numbers correspond almost exactly to the target sample, as outline in Table 5, and matched the planned distribution set out in Table 6.

Table 6 - Comparison of target and actual survey sample at baseline

Beneficiary group	Target sample for baseline	Actual baseline sample
Women direct beneficiaries	2,000	1,996
Women indirect beneficiaries	2,000	1,998
Boys/ men direct beneficiaries	1,500	1,500
Boys/men indirect beneficiaries	2,000	1,992
Total	7,500	7,486

For collection of end-line measures, the same respondents will be revisited as baseline. Attrition will arise if it is not possible to follow-up with the same individual respondents. The power of the study is far more sensitive to the number of clusters (slums) in each treatment arm than the number of individuals in each cluster. Therefore marginal attrition of individuals from the study is unlikely to threaten power to detect effects on outcome measures.

However, such attrition during the study period does raise concerns about measurement error. Depending on observed attrition rates during the collection of end-line data, we will employ a replacement strategy when attrition exceeds 10% in a slum i.e. 4 or more respondents cannot be located.

For direct beneficiaries, replacements will be randomly selected from the names of member/potential member names for SHGs and youth groups that were received for each slum at baseline, but were not randomly selected for an interview in the baseline survey.

For indirect beneficiaries, enumerators will first try to interview someone else in the household of the attrited individual, if multiple eligible individuals are available in the household, enumerators will use a random sampling table (unique to the household) to select a replacement. If the house identified at baseline is now empty, enumerators will choose the neighboring house, list eligible individuals and randomly select an individual to interview using the same procedure.

## 5. HYPOTHESES AND MEASURES

### Mapping of Outcomes Measures to Survey Questions

Our hypothesis families are as follows:

- H 1: The program improves women's economic empowerment.
- H 2: The program improves women's mobility and safety.
- H 3: The program decreases the experience and perpetration of IPV.
- H 4: The program decreases the experience and perpetration of public harassment and VAW.
- H 5: The program improves responses to VAW.
- H 6: The program decreases harmful individual attitudes around VAW.
- H 7: The program decreases harmful descriptive norms around VAW.
- H 8: The program decreases harmful prescriptive norms around VAW

The table lists all hypotheses, outcomes, and construction of outcome measures from survey questions, grouped by hypothesis family.

H 3a, H 3c, H 4a and H4b are our primary hypotheses on VAW.

Table 7 - Mapping of Hypotheses, Outcome Measures and Survey Questions

	Hypothesis	Intervention	Study Population	Measure Description	Baseline Question Number [* for exact match]	Endline Question Number
Hypothesis Family 1: Economic Empowerment						
H 1a	The program increases <b>women earning their own income</b>	T1, T2	Women	Proportion of respondents that are currently working	*Q 18	YN 1
H 1b	The program leads to an increased <b>role of women in household decision-making</b>	T1, T2, T3	Married Women	Number of household decisions that married women have primary or joint decision-making power with her spouse	*Q 51 A-E	EM 1C-D
H 1c	The program increases <b>women's control of household income</b>	T1, T2, T3	Married Women	The proportion of women that exercise primary or joint control over decisions relating to use of household income	*Q 51 D-D	EM 1 A-B
Hypothesis Family 2: Mobility & Safety						
H 2a	The program increases <b>women's mobility outside their slum</b>	T1, T2, T3	Women	Average frequency with which women travel outside of the colony in the past 3 months, on a scale from 0 to 5	*Q 62	MS 1
H 2b	The program increases <b>women's feelings of safety in public spaces during the day</b>	T2, T3	Women	Average number of places that women feel safe or very safe going alone during the day	Q64 B (proxy)	MS 3 A-K
H 2c	The program increases <b>women's feelings of safety in public spaces at night</b>	T2, T3	Women	Average number of places that women feel safe or very safe going alone during the day	Q64 F and G (proxy)	MS 4 A-K
Hypothesis Family 3: Experience and Perpetration of IPV						
H 3a	The program decreases <b>men's perpetration of physical or sexual IPV</b>	T3	Married Men	Proportion of married men and boys that report having perpetrated any one of a list of acts of IPV in the past 3 months	QM19-QM23 (public and IPV)	PDV 6-PDV 12 <b>LE 8-LE 9</b>
H 3b	The program decreases	T2, T3	Married	Proportion of married women that have	QW30 A-B;	<b>EDV 1 -</b>

	<b>women's experience of emotional abuse by an intimate partner</b>		Women	experienced any listed forms of emotional abuse by their spouses in the past 3 months	QW29 A-F	<b>EDV 6</b>
H 3c	The program decreases <b>women's experience of physical or sexual IPV</b>	T2, T3	Married Women	Proportion of married women experiencing any listed form of IPV in the past 3 months	QW30	<b>EDV 7 - EDV 15</b> <b>LE 6-LE 7</b>
H 3d	The program decreases <b>women's experience of severe Physical IPV</b>	T2, T3	Married Women	The proportion of married women experiencing any listed forms of severe IPV occurring in the past 3 months	QW30 G-J	<b>EDV 9-EDV 11</b>
Hypothesis Family 4: Experience and Perpetration of Public VAW						
H 4a	The program decreases <b>men's perpetration of public violence and harassment against women and girls</b>	T3	Men	Proportion of men and boys that report having perpetrated any of a list of acts of harassment or public violence in the past 3 months	QM19-23 (public and IPV)	PPV 1-PPV 5 <b>LE 4-LE 5</b>
H 4b	The program decreases <b>women's experience of violence or harassment in public spaces</b>	T2, T3	Women	Proportion of women that have experienced any of a list of items of harassment or public violence in the past 3 months	QW13 (but now past 3 months)	EPV 1, EPV 2, EPV 3, EPV 4, EPV 5  Perceived: EPV 7 <b>LE 2-LE 3</b>
Hypothesis Family 5: Responses to VAW						
H 5a	The program increases the likelihood of <b>reporting IPV to the police or a protection officer</b>	T1, T2	Married Women	Average likelihood that women themselves would report domestic abuse by husbands today to the police or a protection officer	QW35	RDV 9
H 5b	The program increases women's expectation of <b>receiving support after experiencing IPV</b>	T2	Married Women	Average expectation of how helpful the police or protection officers and SHG or SHG members would be after experiencing IPV	QW37	RDV 10, RDV 5
H 5c	The program increases women's expectation of <b>receiving support after experiencing public VAWG</b>	T1, T2	Women	Average expectation of how helpful the police or protection officers and SHG or SHG members would be after experiencing public VAW		RPV 2, RPV 4
H 5d	The program increases the likelihood of taking <b>actions to prevent or respond to Public VAWG</b>	T2, T3	All	Average likelihood of intervening in a hypothetical case of harassment or public VAW	Q128	IN 3 A-B, F
H 5e	The program increases the likelihood of taking <b>actions taken to prevent or respond to IPV</b>	T2, T3	All	Average likelihood of intervening in a hypothetical case of IPV		IN 3 C-D, E
H 5f	The program increases the likelihood of <b>reporting violence or harassment in public spaces to the police or a protection officer</b>	T1, T2, T3	Women	Average likelihood of women reporting to police if they experienced harassment or public VAW today.	QW24	RPV 1
H 5g	Recognition of <b>state as actor</b> to bring about change on VAW	T2, T3	All	Proportion of respondents that indicate that the national, state, or municipal government is important for addressing violence against women		BH 12  BH 5 BH 6 BH 7

						BH 8
H 5h	Support for government VAW initiatives	T2, T3	All	Proportion of respondents supporting the petition (Public/IPV)		BH 5 BH 6  BH 7 BH 8
H 5i	Willingness to publicly support VAW	T2, T3	All	Difference in mean support depending on assignment to signing and not signing conditions (Public/IPV)		BH 5 BH 6  BH 7 BH 8
H 5j	Willingness to engage others in the community on VAW	T2, T3	All	Proportion accepting the envelopes for distribution		BH 12
H 5k	Effectiveness in garnering support in the community on VAW	T1, T2, T3	All	Proportion of M/F cards that the respondent returns expressing support for VAW initiatives (Public/IPV)		Collected Outside Survey
Hypothesis Family 6: Individual Attitudes around VAW						
H 6a	Attitudes (GEM Scale)	T1, T2, T3	All	A scale of attitudes in the following domains: 1. Women's Mobility 2. Gender Roles 3. HH Decision-making 4. Social Relations 5. Sexual Relations	Q77, Q70, Q68, Q81, Q83	AT 1- AT 5
H 6b	The program decreases individuals' own <b>acceptance of IPV</b>	T2, T3	All	Proportion of respondents who think that a man should beat his wife if she disobeys him	Q73 (close proxy)	SN 15
H 6c	The program increases individuals' own <b>acceptance of reporting IPV to the police</b>	T2, T3	All	Proportion of respondents who think that a woman should report her husband to the police when he hits her		SN 17
H 6d	The program decreases individuals' own <b>acceptance of public harassment of women</b>	T2, T3	All	Proportion of respondents who think that sexually harassing women in the street is harmless fun		SN 16
H 6e	The program increases individuals' own <b>acceptance of reporting public sexual harassment to the police</b>	T2, T3	All	Proportion of respondents who think a woman should report to the police when she experiences sexual harassment on the street		SN 18
Hypothesis Family 7: Descriptive Norms around VAW						
H 7a	The program reduces <b>expectations that others perpetrate IPV</b>	T2, T3	All	Avg. number of 5 men that respondents expect would beat their wives if they disobeyed them		SN 3
H 7b	The program increases <b>expectations that others report IPV to the police</b>	T2, T3	All	Avg. number of 5 women that respondents expect would report their husband to the police if he hits her		SN 9
H 7c	The program reduces <b>expectations that others perpetrate public sexual harassment</b>	T2, T3	All	Avg. number of 5 men that respondents expect would sometimes harass women on the street for fun		SN 6
H 7d	The program increases <b>expectations that others report public sexual harassment to the police</b>	T2, T3	All	Avg. number of 5 women that respondents expect would report to the police if they experienced sexual harassment in the street		SN 12
Hypothesis Family 8: Prescriptive Norms around VAW						

H 8a	The program reduces <b>expectations that others approve of IPV</b>	T2, T3	All	Proportion of respondents who expect that most out of 5 men and 5 women would approve of husbands beating their wives		SN 4 SN 5
H 8b	The program increases <b>expectations that others approve of reporting IPV to the police</b>	T2, T3	All	Proportion of respondents who expect that most out of 5 men and 5 women would approve of women reporting their husbands to the police if they beat them		SN 10 SN 11
H 8c	The program reduces <b>expectations that others approve of public sexual harassment</b>	T2, T3	All	Proportion of respondents who expect that most out of 5 men and 5 women would approve of men sexually harassing a woman in public		SN 7 SN 8
H 8d	The program increases <b>expectations that others approve of reporting public sexual harassment to the police</b>	T2, T3	All	Proportion of respondents who expect that most out of 5 men and 5 women would approve of women reporting public sexual harassment to the police		SN 13 SN 14

## List Experiment Measures

In this evaluation we face the challenge of eliciting truthful answers to sensitive survey questions pertaining to our primary hypotheses on VAW (H 3a, H 3c, H 4a and H4b) of the experience and perpetration of violence against women in the home and public.

To address this, we also use an **embedded list experiment** to provide data on experiences and perpetration of violence. Such list experiments have been successfully used in previous studies to gather information on respondents' attitudes and behaviors which they do not readily admit to, for example racist or extremist views (Corstange 2009). The method combines randomization and aggregation to draw inferences about sensitive attitudes and behaviors in a way that cannot later be linked to respondents (Kramon and Werghorst 2012).

We provide respondents with a predefined list of items and ask them to report how many items from the list they have encountered on that list, without specifying which item they are saying 'yes' to. Some randomly selected respondents will receive a long list of 4 items that includes a sensitive item. Other randomly selected respondents will receive a short list of 3 items that excludes the sensitive item but includes the same non-sensitive items as included in the long list. Under certain assumptions, the difference in the average number of items agreed to by respondents receiving the long list and respondents receiving the short list provides an unbiased estimate of the proportion of the population to whom the sensitive item applies.

Using R statistical software, we randomize whether a respondent receives the long list for public violence, the long list for domestic violence and the order with which they receive the lists. For male respondents, the long list contains a sensitive item pertaining to perpetration of VAW and for female respondents, the long list contains a sensitive item pertaining to experience of VAW. Unmarried respondents do not receive the list pertaining to domestic violence. Accounting for these factors, this yields 8 different treatment combinations for women and 8 different treatment combinations for men.

The randomization is blocked by slum and beneficiary type for balance across the 8 list experiment treatments for direct female beneficiaries, indirect females, and male indirect beneficiaries (where indirect men and boys/youths are pooled). Slums are assigned to random quads within cities and then randomization is blocked on these quads for male direct beneficiaries to achieve balance across the quads (since there are only 6 male direct respondents per slum and 8 treatment conditions).

Since all different potential combinations for the list experiment are included (order, public violence long list treatment, domestic violence long list treatment), the design is fully factorial and the full sample will be available for analysis for public

violence. The data for domestic violence will depend on the number of married women and men in the sample. We will also analyze order effects of the list experiment for the married sample. All analyses will be conducted specific to survey group types.

The quantities of interest from the list experiment are then as follows:

- 1) Proportion of women experiencing violence in public spaces
- 2) Proportion of men perpetrating violence in public spaces
- 3) Proportion of women experiencing IPV
- 4) Proportion of men experiencing violence in public spaces

These proportions are assessed by regressing the outcome (number of responses) on list length using the analysis strategy (clustering and controls) as described in the Analysis Section below. Treatment effects are then assessed by examining the interaction between treatment and list length.

## Behavioral Measure

To test hypotheses H 5g - H 5k, we employ a behavioral measure at the end of our survey. (see Section 24: BH Behavioral Measure). These hypotheses pertain to individuals' attitudes on VAW, their willingness to publicly express these attitudes to their local government and engage others in their community on the issue.

Self-reported survey measures of attitudes and willingness to engage on a topic are subject to various types of response bias. Furthermore, an anonymous survey can also only capture the attitudes that people are willing to express in **private**, while an important outcome of interest (and both a prerequisite and indicator of social norm change) is people's willingness to **publicly** speak out against VAW. This behavioral measure is designed to measure attitudinal change in a way that introduces tradeoffs to expressing an attitude, thus making for a more credible measure of program effects on attitude.

The behavioral measure assesses the following areas

- i. willingness to engage in **private political** action on these issues
- ii. willingness to engage in **public political** action on these issues
- iii. willingness of respondents to **engage others** on these issues
- iv. ability of respondents to **garner community support** for these issues in the community.

## Design

Enumerators will administer a poll assessing support for further government efforts on either domestic VAW or public VAW (where half of respondents receive domestic and half receive public violence). Enumerators will administer this poll at the end of the survey as a distinct module. The poll results will be disseminated to a local government representative and respondents will be informed of this when their preferences are elicited. This creates real stakes that would not be present in survey measures of policy preferences.

At the end of the survey enumerators read the following script to the respondents introducing the idea of tradeoffs implicit in government policies:

As you know, your city's municipal corporation has the power to allocate their efforts and the money in their budget across different issues. However, they only have limited time and funds so they can't address everything that people want them to and have to make choices. Putting more money and more time towards one thing means putting less money and less time towards another

Following this they provide the respondent with information on the 3 top areas towards which their city government has allocated its budget in the past year. These categories are provided in order to anchor the idea of tradeoffs in real spending categories and address any concerns that government spending on VAW might be seen as a valence issue.

Next they read 1 of 4 possible scripts and provide a respondent with 1 of 4 corresponding cards:

Some people think that [**services for women who have suffered domestic violence/ ensuring safety for women in public spaces**] is a priority issue that government should put more time and money into. Others think that there are more important things that require government's attention.

If you think that your municipal corporation should give a higher priority than it does now to providing services for women who have suffered from domestic violence, if it means less attention to some other things, we invite you to [**put a tick mark on the box on this card/ put a tick mark on this card, sign it and write your name**] to indicate your preference



The respondents are also told that information on the cards will be delivered to their local government representative (ward member).

The script and cards vary on two dimensions. The first is the domain of violence against women: IPV versus safety in public spaces. The intervention seeks to foster change in both of these areas. The second varies requirements of the poll: whether a signature is required or not. This allows us to measure whether, given a certain attitude, individuals are willing to be publicly associated with it.

To avoid satisficing-bias (i.e. the possibility that people might choose VAW as a priority because they think that is what an enumerator who has just asked them many questions relating to VAW wants to hear), respondents are given privacy when they are choosing whether to tick/tick and sign their cards – enumerators are instructed to turn their back and respondents are instructed to return the card folded up so that the enumerator cannot see how they “voted”.

Using R statistical software, we randomize whether a respondent receives the signed or unsigned version of the poll as well as whether the poll is about support for private or domestic violence. Accounting for these factors, this yields 4 different treatment combinations for women and men. Random assignment to these treatment combinations is blocked by slum and beneficiary type for balance across the treatments for direct female beneficiaries, indirect females, and male indirect beneficiaries (where indirect men and boys/youths are pooled). Slums are assigned to random pairs within cities and then randomization is blocked on these pairs for male direct beneficiaries to achieve balance across the pairs (since there are only 6 male direct respondents per slum and 4 treatment conditions).

Since all different potential combinations for the behavioral measure are included, the design is fully factorial and the full sample will be available for analysis of the effect of the signing requirement on support for VAW initiatives.

Table 8 details following factorial design and distribution for the behavioral measure. Balance on these variations is attained across the intervention treatment arms.

**Table 8 - Distribution of Individual Assignment to Behavioral Variations**

	Public Violence	Domestic Violence
Private (No Signature)	1,871 (998 F; 872 M)	1,871 (998 F; 873 M)
	Public & No Sign	Domestic & No Sign
Public (With Signature)	1,872 (998 F; 874 M)	1,872 (999 F; 873 M)
	Public & Sign	Domestic & Sign

In addition, we are interested in measuring willingness not only to express a policy preference on VAW topics publicly (as compared to privately), but also willingness and capacity to engage with others on that preference. In order to capture this, we ask respondents if they are willing to accept 10 cards on which others can express their policy preferences on and attempt to get signatures on these cards. 5 cards will be marked for men and 5 cards will be marked for women and the cards for distribution will pertain to the same topic that the respondent receives.

For these cards, there is no variation on signed/unsigned cards for this portion in order to mitigate falsified expressions of support and duplicate counting.

	Public Violence	Domestic Violence
Cards for others (Signature)	3,743 (1,996 F; 1,746 M)	3,743 (1,997 F; 1,746 M)

	Public & Sign	Domestic & Sign
--	---------------	-----------------

Enumerators will return to collect the envelope the following day. The proportion of returned cards with signatures serves as a measure of their capacity to engage others and garner support on VAW initiatives.

We expect individuals in program areas to have more willingness and collective action capacity and willingness to engage with others on taking policy positions. This is both because the program is built around fostering collective action and engagement with others in the slum as well as shifting people's attitudes, which should affect these outcomes in the positive direction.

## Analysis

For each of intimate partner violence and public violence against women, the outcome measures constructed from the behavioral measure are as follows:

- 1) **Policy preference for Government VAW Initiatives:** Proportion of respondents who tick OR tick and sign a card expressing a preference for greater government attention to domestic violence or public safety for women.
- 2) **Willingness to engage others:** Proportion of respondents who agree to take 10 cards for distribution and gathering signatures
- 3) **Capacity to engage women:** Proportion of cards for women that are returned and signed (0/5 – 5/5). For subjects that do not accept cards this proportion is taken to be zero.
- 4) **Capacity to engage men:** Proportion of cards for men that are returned and signed (0/5 – 5/5). For subjects that do not accept cards this proportion is taken to be zero.

Analysis will be implemented in the same way as done for other outcomes (described in detail below) except that: for outcome 1 we assess the effect of both the slum level treatment and the individual "signing" condition, as well as their interaction, on supporting the measure in question; for outcomes 2 -4 we will also condition on the signing condition.

To assess differential support for actions on intimate partner violence and public violence we will pool across both of these measures and assess the effect of both the slum level treatment and the "violence type" condition, as well as their interaction, conditioning on the signing condition.

## Ethical Considerations

While results from the endline survey and the impact evaluation might take some time to be analyzed, disseminated to local policymakers and influence future policy, this quick snapshot poll allows the people in these communities to communicate preferences on a very tangible question i.e. resource allocation to VAW to their local representative. Having their preferences recorded may also encourage people to later hold their representatives accountable in this particular policy arena.

We would also think that this information on citizen preferences on resource allocation would be valuable to representatives and we would be able to establish this demand prior to conducting the poll. Ideally, the government would be actively involved in and take ownership of the polling process.

## 6. ANALYSIS

### Primary Analysis

The primary analysis strategy, used for all outcomes, is a regression of outcomes on assigned treatment (ITT: Intent to treat effect), with standard errors clustered at the slum level, and conditioning on other treatment arms, randomization block, enumerator fixed effects, and a set of pre-treatment controls from baseline data at the individual and slum level.<sup>1</sup> These controls are described in the next section.

An illustration of output is provided below (here, for women respondents). For outcomes measured for both married and unmarried individuals, Model I (all direct beneficiaries) will serve as the primary model. For outcomes measured only for married individuals, Model III (direct married beneficiaries) will serve as the primary model.

**Table 9 - Regression Analysis**

	I	II	III	IV
<b>Dependent Variable Name.</b>				
Population:	Direct	Indirect	Direct	Indirect
Subset:	All women	All women	Married at baseline	Married at baseline
<b>Treatments</b>				
S: SHG Strengthening in Slum	X (se)	X (se)	X (se)	X (se)
V: SHG Strengthening+VAW in Slum	X (se)	X (se)	X (se)	X (se)
L: Boys/Men intervention in Slum	X (se)	X (se)	X (se)	X (se)
<b>Individual Level Controls</b>				
Control 1	X (se)	X (se)	X (se)	X (se)
Control 2 ...	X (se)	X (se)	X (se)	X (se)
<b>Slum Level Controls</b>				
Control 1			X (se)	X (se)
Control 2 ...			X (se)	X (se)
<b>Survey weights:</b>	Yes	Yes	Yes	Yes
<b>Randomization block fixed effects:</b>	Yes	Yes	Yes	Yes

Note: Standard errors clustered at slum level. All controls drawn from baseline (pretreatment) data.

<sup>1</sup> The model used for the list experiment differs from the standard model in the usual way in that the outcome is the response and the treatment effect is the coefficient on the interaction between treatment and list length.

## Secondary Analysis

For the primary VAW outcomes, we will also employ a secondary design-based analysis. This is a more transparent analysis but is less well powered. The estimated treatment effect will be calculated as the difference in means in the endline outcome measure between treatment and control slums for direct and indirect women beneficiaries. It is important to note that baseline data is used to block treatment assignment and is not employed for this design-based analysis, though it is used for the primary analysis where possible.

A *p* value will be generated for the primary test using randomization inference. Randomization inference using the lottery structure takes account both of the restricted randomization implied by blocking and the cluster randomization. Primary results tables for both direct and indirect beneficiaries will look as Table 10 below.

In Table 10, cells containing “X” are average estimated levels of the outcome variable for a given category (levels) (Number of observations in parentheses). Cells containing “D” are differences in levels of the outcome variable for a given pair of categories (**estimated** effects), (*p* values in parentheses). Cells containing “DD” are differences in estimated effects across different pairs of categories (**interaction** effects), (*p* values in parentheses). Differences are calculated using blocked differences in means across cells; *p* values are generated using randomization inference accounting for cluster randomization and blocking structure.

Table 10 - Secondary analysis tables for both direct and indirect beneficiaries

		Col 1	Col 2	Col 3	Col 4
		No boys/men intervention	Boys/men Lifeskills	Total	Lifeskills effect Col2 – Col 1
Row 1	No women’s interventions	X (N)	X (N)	X (N)	D (p)
Row 2	Women’s SHG Strengthening	X (N)	X (N)	X (N)	D (p)
Row 3	SHG Strengthening + VAW	X (N)	X (N)	X (N)	D (p)
Row 4	Total	X (N)	X (N)	X (N)	D (p)
Row 5	SHG strengthening effect: Row 2- Row 1	D (p)	D (p)	D (p)	DD (p)
Row 6	VAW effect: Row 3-Row 2	D (p)	D (p)	D (p)	DD (p)
Row 7	VAW+SHG effect: Row 3-Row 1	D (p)	D (p)	D (p)	DD (p)

### Cross case comparisons

Effect of SHG + Life skills:	Row 2/Col2 – Row 1/Col 1	D (p)
Effect of SHG Strengthening + VAW + Life skills:	Row 3/Col2 – Row 1/Col 1	D (p)

### Heterogeneous effects

The purpose of the heterogeneous effect analysis is to assess the conditions under which different treatments are more or less effective. Beyond the implied heterogeneous effects analysis by treatment arm and beneficiary type, we will examine heterogeneous effects by:

(i) City	(ii) Caste
(iii) SHG membership	(iv) Religion
(v) Wealth of household	(vi) Disability

### Local Average Treatment Effects

It is possible that slums assigned to treatment are not correctly treated or that individuals assigned to treatment (direct beneficiaries) do not take part in treatment. In order to estimate the effects of treatment conditional on having been treated we will estimate a 'local average treatment effect' (LATE) using assignment to treatment to instrument for actual exposure to treatment, as measured from endline data of treatment attended by a given respondent. In any event, the primary analysis will be the intent to treat analysis.

### Multiple Comparisons

Where appropriate, multiple outcomes measured to assess a single hypothesis will be grouped together into an index which will be used as the primary outcome for that measure, using the method outlined by Kling and Liebman (2004).

## 7. Control Variables

This table lists the control variables and maps these to survey questions.

### Intimate Partner Violence

	Definition and Coding AS DESCRIBED IN BASELINE	Baseline Q Number	Endline Q Number	Are Baseline and Endline the same?
SCASTE	SCASTE measures caste status among all respondents. It is coded 1 if a respondent reports belonging to a scheduled caste, scheduled tribe or other backward class, and 0 otherwise using Q14 in the survey	Q14	[-]	0
RELIGION	RELIGION measures religious affiliation among all respondents. It is coded as a 1 if a respondent reports being Hindu, and 0 if the respondent reports being any other religion (Muslim, Christian, Sikh etc) using Q12 in the survey	Q12	DM 3	1
HHSCORE	HHSCORE is a wealth index constructed for all respondents using primary component analysis of dummy variables indicating house material (observed by enumerator) and the water supply type, toilet type and ownership of various assets as reported by respondents using QE4, Q9, Q10 and Q11 in the survey	QE4, Q9, Q10 and Q11	E 10 SS 1 A-J	0
DISABILITY	DISABILITY measures disability status among all respondents. It is coded a 1 if a respondent reports having a physical or mental disability or permanent health problem that stops them from performing normal daily activities, and 0 otherwise using Q15 in the survey	Q15	[-]	0
CHILDVIOLENCE	CHILDVIOLENCE measures childhood exposure to violence among all respondents. It is coded a 1 if a respondent reports either witnessing physical or emotional violence inflicted by various family members upon each other, or personally experiencing physical violence inflicted by a family member, and 0 otherwise using Q54, Q55, Q56, Q57 and Q58.	Q54, Q55, Q56, Q57 and Q58	CH 1-CH 3	0
FROMMP	FROMMP measures whether a respondent was born in the state they currently reside in for all respondents. It is coded a 1 if a respondent reports Madhya Pradesh as their state of birth, and 0 otherwise using Q13 in the survey	Q13	[-]	0
EDU1	EDU measures the highest education level attained by a respondent and is coded as an ordinal variable ranging from 0:No schooling to 10: Post-graduate using Q17 in the survey	Q17	SS 2	1
AGE	AGE measures the age of a respondent as is coded as the age in years reported in Q3 of the survey	Q3	DM 1	1
INCOME_EARNING	INCOME_EARNING measures the earning status of the respondent. It is coded a 1 if the respondent reports "working and paid in cash" or "working and paid in kind" to Q18 of the survey, and 0 otherwise	Q18	YN 1	1
NUMUNIONS	NUMUNIONS is a count measure of the number of times a respondent has married or cohabited with a partner. It is coded as the number reported by the respondent in Q6 of the survey.	Q6	[-]	0
PREGNANT	PREGNANT measures pregnancy status among all female respondents. It is coded if the respondent reports being pregnant in QW2.	QW2	[-]	0
NUMCHILDREN	NUMCHILDREN is a count measure of the number of children ever born to a respondent among all female respondents. It is coded as the total number of living sons, living daughters, sons who have died and daughters who	Q7	[-]	0

	have died reported by the respondent in Q7 of the survey			
ANY_SONS	ANY_SONS is a binary measure of whether a female respondent has ever given birth to a son. It is coded as 1 if a respondent reports having 1 or more sons who are alive or have died in Q7 of the survey	Q7	[-]	0
AGEATMARRIAGE	AGEATMARRIAGE measures the age of a respondent when they first got married as the age in years reported in Q5 of the survey	Q5	[-]	0
DOWRYNOTSATISFY	DOWRYNOTSATISFY is a measure of dowry payment and satisfaction among all currently married/cohabiting female respondents. It is coded as a 1 if the respondent reports that a dowry was paid to the current spouse's at the time of marriage and also reports that they were not at all or only somewhat satisfied with the dowry amount, and 0 otherwise using QW5 and QW6 of the survey	QW5 and QW6	[-]	0
DOWRYSATISFY	DOWRYSATISFY is a measure of dowry payment and satisfaction among all currently married/cohabiting female respondents. It is coded as a 1 if the respondent reports that a dowry was paid to the current spouse's at the time of marriage and also reports that they were very satisfied with the dowry amount, and 0 otherwise using QW5 and QW6 of the survey	QW5 and QW6	[-]	0
SPOUSEEDU	SPOUSEEDU measures the education level of a respondent's spouse and is coded as an ordinal variable ranging from 0:No schooling to 10: Post-graduate using Q43 in the survey.	Q43	SC 1	1
SPOUSE_ALCOHOL	SPOUSE_ALCOHOL measures the frequency of alcohol consumption for a respondent's spouse among all currently married/cohabiting female respondents. It is coded as a 1 if a respondent reports that their spouse drank at least a few times a month, and 0 otherwise, using QW7 in the survey	QW7	AL 3	1
NUCLEARFAM	NUCLEARFAM measures the family structure of a respondent among all currently married/cohabiting female respondents. It is coded a 1 if a respondent does not report any persons besides her spouse and children living in the household on a permanent basis, and 0 otherwise using Q8 in the survey	Q8	[-]	0
SPOUSEWORKING	SPOUSEWORKING measures the earning status of the respondent's spouse among currently married/cohabiting women. It is coded a 1 if the respondent reports that her spouse is "working and paid in cash" or "working and paid in kind" using Q45 of the survey, and 0 otherwise	Q45	[-]	0
HUSB_AGEDIFF	HUSB_AGEDIFF is a measure of how much older a respondent's current spouse is among currently married and cohabiting women. It is coded as the difference in years between the respondent's reported age and the reported age of her spouse using Q3 and Q41 in the survey	Q3 and Q41	SC 1 DM 1	1

## Public Violence

Correlates related to public VAW	Definition and Coding AS DESCRIBED IN BASELINE	Baseline Q Number	Endline Q Number	Baseline and Endline are the same (WE CAN TAKE MEASURES FROM ENDLINE)
ACCESSSANITATION	ACCESSSANITATION is a measure of access to water supply and toilet in the respondent's own home. It is coded as a 0 if the respondent does not report having access to his/her own water source or his/her own toilet, 1 if they report having access to either and 2 if they report having access to both using Q9 and Q10 of the survey instrument.	Q9 and Q10	[-]	0
MARITALSTAT	MARITALSTAT is a measure of the respondent's current marital status. It is coded as a 1 if the respondent reports being currently married or cohabitating with a partner and 0 otherwise using Q4 in the survey instrument.	Q4	DM 2	1
MALE_ALCOHOL	MALE_ALCOHOL measures the frequency of alcohol consumption among men in the last 3 months as reported by male respondents. It is coded 1 if a respondent reports consuming a drink containing alcohol at least a few times a month and 0 otherwise using QM3 in the survey instrument.	QM3	AL 2	1
VAWATT	VAWATT measures male attitudes towards public VAW at the individual level. It is coded as the number of responses to Q75, 76, 78, 79 and 80 (statements blaming women for public violence against women) that a respondent agrees or partially agrees with.	Q75, 76, 78, 79 and 80	AT 7 AT 8	0
SLUM_ALCOHOL	SLUM_ALCOHOL is a measure of the average frequency of alcohol consumption among males in the slum. It is calculated for each respondent as the mean of responses to QM3 (coded 1 if a respondent reports consuming alcohol at least a few times a month and 0 otherwise) for males in the slum; in the case of male respondents their own response is excluded from the calculation of this number.	QM3	AL 2	1
SLUM_PCTBPL	SLUM_PCTBPL is a measure of average poverty. It is coded for each respondent as the percentage of the slum population that lives below poverty line, using data provided by GHK.	[-]	[-]	n.a.
SLUM_PROBDIFF1	SLUM_PROBDIFF1 is a measure of fractionalisation along religion, caste or migrant status. It is calculated for each respondent as the probability that he/she meets someone different from him/her in the slum on one of these 3 dimensions. Religion is coded 1 through 9 based on whether an individual reports being Hindu, Muslim, Buddhist, Sikh, Christian, Jain, Parsi, or having no religion. Caste is coded 1 through 4 based on whether an individual reports being from a Schedule Caste, Scheduled Tribe, Other Backwards Caste, or None of the above. , Migrant status is coded 1 if the respondent reports being born in MP and 0 otherwise. This variable coding draws from Q12, Q13 and Q14 in the survey instrument.	Q12, Q13 and Q14	[-]	0
SLUM_SIZE	SLUM_SIZE is a measure of slum size. It is coded for each respondent as the number of households in the slum, using data provided by GHK and collected by New Concept during the slum-mapping process.	[-]	[-]	n.a.



SLUM_MALEUNEMPLOY	SLUM_MALEUNEMPLOY is a measure of the average level of male unemployment in the slum. It is calculated for each respondent as the mean of responses to Q18 for males in the slum; in case of male respondents their own response is excluded from the calculation of this number.	Q18	YN 1	1
SLUM_VAWATT	SLUM_VAWATT is a measure of the average male attitudes towards violence against women. It is calculated for each respondent as the mean number of responses to Q75, 76, 78, 79 and 80 (statements blaming women for public violence against women) that males in the slum agree or partially agree with; in the case of male respondents their own response is excluded from the calculation of this number.	Q75, 76, 78, 79 and 80	AT 7 AT 8	0

### Missing Data on Controls

Missing data on control variables will be imputed using slum-level means. This includes any replacement respondents interviewed at endline for whom pre-treatment control data is unavailable.

### Outputs

All results from this analysis will be provided in an endline report. We will write a second article focused on the primary outcomes and a third article focused on the behavioral measures.

## 8. ENDLINE SURVEY INSTRUMENT

### MADHYA PRADESH: SAFETY AND WELFARE SURVEY 2015

Section 1: Syntax Notes .....	27
Section 2: Introduction & Consent .....	28
Section 3: DM Demographics .....	30
Section 4: SS Socioeconomic .....	31
Section 5: YN Income .....	33
Section 6: EM Empowerment .....	34
Section 7: SC Spousal Comparisons (Married/Partnered Respondents) .....	36
Section 8: AL Alcohol Consumption .....	37
Section 9: CC Community Characteristics .....	38
Section 10: NW Networks .....	39
Section 11: CH Childhood Experience .....	44
Section 12: MS Mobility & Safety .....	45
Section 13: LE List Experiment .....	47
Section 14: EPV Experience of Public Violence (Women) .....	54
Section 15: RPV Reporting of Public Violence (Women) .....	58
Section 16: EDV Experience of Domestic Violence (Married Women) .....	59
Section 17: RDV Reporting of Domestic Violence (Married Women) .....	62
Section 18: PPV Perpetration of Public Violence (Men) .....	63
Section 19: PDV Perpetration of Domestic Violence (Married/Partnered Men) .....	65
Section 20: SN Social Norms .....	68
Section 21: AT Attitudes .....	72
Section 22: IN Intervention .....	74
Section 23: PS Politics & State Engagement .....	76
Section 24: BH Behavioral Measure .....	80
Section 25: IC Implementation Checks .....	84
Section 26: SC Survey Checks .....	85

## Section 1: Syntax Notes

QCODE = Question code for endline

Letters indicate section/theme; numbers indicate question number within section

BCODE = Question code used in baseline survey (for panel questions)

QX = all respondents

QMX = male respondents only

QWX = female respondents only

QTEXT = Text of Question

RTYPE = Response type with the following categories:

B = Binary (Y/N) (READ OUT CATEGORIES)

OC = Ordered Categorical (READ OUT CATEGORIES)

UC = Unordered Categorical (READ OUT CATEGORIES)

MC = Choose as many categories as apply (READ OUT CATEGORIES)

INT = Integer

OP = Open Response (ENTER AS IS)

CR = Code from Response (DO NOT READ OUT CATEGORIES, CHOOSE 1)

CRM = Code from Response (DO NOT READ OUT CATEGORIES, CHOOSE AS MANY AS APPLY)

AUT= Automatic entry (DATE OR TIME STAMP)

RCODE = Codes for responses

SKIP = Indicates skips (for PDA programming, code skips such that 99 (Not Applicable) is automatically entered.

## Section 2: Introduction & Consent

### NOTE TO ENUMERATOR:

These questions are ones you should answer using your survey dictionary prior to approaching the respondent e.g. you may do this before you knock on their door or ring the bell.

QC	BC	QTEXT	RT	RTEXT	RC	SKIP
E 1A		[Enumerator: Enter the CITY from Dictionary]	UC	Bhopal Gwalior Indore Jabalpur	01 02 03 04	
E 1B		[Enumerator: Enter the SLUMCODE from Dictionary]	INT	__ [two digits 01-64]		
E 1C		ENDLINE CODE	AUT	[automated=1]	1	
E 1D		[Enumerator: Enter the interview ID from Dictionary]	INT	__ __		
E 1E		[Enumerator: Enter the 6 digit SURVEYID]	INT	__ __ __ __ __		IF E1E!=SURV EYID →ERROR "Your Survey IDs do not match. Please check your dictionary and start again at E1A"
E 2		[Enumerator: Enter your ENUMERATOR ID]	INT	__ __ __ [3 digits]		
E 3		[Enumerator: Check your dictionary for the assignment of the LE Variation]	UC	A B C D E F G H I J K L M N O P	01 02 03 04 05 06 07 08 09 10 11 12 13 14 15 16	
E 4		[Enumerator: Check your dictionary for the numerical assignment of the BH Variation]	UC	1 Unsigned 2 Signed	01 02	
E 5		[Enumerator: Check your dictionary for the alphabetical assignment of the BH Variation]	UC	A IPV B Public VAW	01 02	

### NOTE TO ENUMERATOR:

Please read out the consent form to the respondent or ask him or her to read it.

If the respondent gives consent by signing, marking the form or giving oral consent, please continue. The person must give his or her informed consent by answering positively. If participation is refused, walk away from the household and record this in table Y. If consent is secured, record this in question E 9; provide the individual with the Information. Then, proceed with the interview after recording the data below.

If not, please select the next household you are assigned in your dictionary.

E 6	QE2	[Enumerator: Record Date of interview (DD/MM/YYYY)]	AU T	__ __ / __ __ / 2 0 __ __		
E 7	QE3	[Enumerator: Time interview started (HH:MM)]	AU T	__ __ : __ __		
E 8	[-]	[Enumerator: Were you able to conduct an interview with the respondent?]	UC	Yes No, respondent refused No, respondent had migrated No, respondent was unavailable after 3 visits	01 02 03 04	(If unable to conduct interview):  If E 8 =02,03,04 → E 17
E 9	QE1	[Enumerator: Was informed voluntary consent given by the respondent?]	B	Yes No	01 02	(If consent not given):  If E 9=02 → E 17
E 10	QE6	[Enumerator: Observe and code the status of the home]	UC	Kutchra Semi-Pucca Pucca  Don't Know	01 02 03  88	
E 11		[Enumerator: What is the sex of the respondent?]	B	Female Male	01 02	

### Section 3: DM Demographics

SECTION INTRO [READ THIS OUT]: I would like to begin by asking you some questions about your family and household

QC	BC	QTEXT	RT	RTEXT	RC	SKIP
DM 1	Q3	How old were you on your last birthday? [enter age in completed years]	INT	____ _  Refused Don't Know	  77 88	
DM 2	Q4	What is your current civil status?	UC	Married Cohabiting / living with partner Divorced / separated Widowed Single / never married  Refused Don't know	01 02 03 04 05  77 88	
DM 3	Q12	What is your religion?	CR	Hindu Muslim Buddhist Sikh Christian Jain Jewish Parsi No religion Other  Refused Don't know	01 02 03 04 05 06 07 08 09 10  77 88	

## Section 4: SS Socioeconomic

QC	BC	QTEXT	RT	RTEXT	RC	SKIP
SS 1	Q11	Does your household own any of the following items which are in working order?  [ENUMERATOR: Mention each item and record response for each]				
SS 1A		Radio	B	Yes No  Refused Don't know	01 02  77 88	
SS 1B		Television	B	Yes No  Refused Don't know	01 02  77 88	
SS 1C		Bicycle	B	Yes No  Refused Don't know	01 02  77 88	
SS 1D		Motorcycle	B	Yes No  Refused Don't know	01 02  77 88	
SS 1E		Car / van	B	Yes No  Refused Don't know	01 02  77 88	
SS 1F		Stove - electric, gas or kerosene	B	Yes No  Refused Don't know	01 02  77 88	
SS 1G		Stove – coal, wood (primus)	B	Yes No  Refused Don't know	01 02  77 88	
SS 1H		Sewing machine	B	Yes No  Refused Don't know	01 02  77 88	
SS 1I		Cell phone	B	Yes No  Refused Don't know	01 02  77 88	
SS 1J		Computer	B	Yes No  Refused Don't know	01 02  77 88	

SS 2	Q17	How much schooling/education have you had?	CR	No Schooling	02	
				Informal schooling (incl. madrassa)	01	
				Some primary schooling	02	
				Primary schooling completed	03	
				Some secondary schooling	04	
				Secondary schooling completed	05	
				Post-secondary qualification (non-university) (e.g vocational)	06	
				Some university	07	
				University completed	08	
				Postgraduate degree	09	
				Refused	77	
				Don't know	88	



## Section 5: YN Income

SECTION INTRO [READ THIS OUT]: Now I would like to ask you some questions about household income

QC	BC	QTEXT	RT	RTEXT	RC	SKIP
YN 1	[Q18]	Are you currently working? If so, are you paid in cash, paid in kind or not paid?	UC	Not working Working & paid in cash Working & paid in kind Working & not paid  Refused Don't know	01 02 03 04  77 88	(If not working):  If YN 1=01 → EM 1A
YN 2	[Q19]	How much income (in rupees) do you currently earn on average per month in cash or in kind (equivalent value)?  <i>[Note to Enumerator Calculate monthly salary based on answer e.g. if the person gets daily wages, ask them how many days they work a month to get an approximate monthly salary]</i>	INT	Salary Amount (In Rupees)   Refused Don't know	--   77 88	
YN 3		How many days do you work in a typical week?	INT	Days (1-7)  Refused Don't know	--  77 88	
YN 4		How many hours do you work on a typical day that you work?	INT	Hours (1-24)  Refused Don't know	--  77 88	
YN 5		How much money do you make on a typical day that you work? (daily wage)	INT	Salary Amount (In Rupees)  Refused Don't know	--  77 88	

## Section 6: EM Empowerment

SECTION INTRO [READ THIS OUT]: Now I would like to ask you some questions about how decisions are made in your household

QC	BC	QTEXT	RT	RTEXT	RC	SKIP
EM 1A		Who is the primary decision-maker in your household for decisions about making major household purchases?	UC	Me My spouse Jointly with spouse Another family member (e.g. parent, in-law, sibling) Jointly with another family member Other response [do not read out]  Refused Don't know	01 02 03 04 05 06  77 88	
EM 1B		....for decisions about making purchases for daily household needs?	UC	Me My spouse Jointly with spouse Another family member (e.g. parent, in-law, sibling) Jointly with another family member Other response [do not read out]  Refused Don't know	01 02 03 04 05 06  77 88	
EM 1C		....for decisions about health care for yourself	UC	Me My spouse Jointly with spouse Another family member (e.g. parent, in-law, sibling) Jointly with another family member Other response [do not read out]  Refused Don't know	01 02 03 04 05 06  77 88	
EM 1D		....for decisions about visits to your own family or relatives	UC	Me My spouse Jointly with spouse Another family member (e.g. parent, in-law, sibling) Jointly with another family member Other response [do not read out]  Refused Don't know	01 02 03 04 05 06  77 88	
EM 2	Q27	Do you have a bank account? If yes, is it in your name or is it jointly owned with someone?"	UC	No Yes, in my name Yes, joint with spouse Yes, joint with other family member Yes, joint with someone else  Refused Don't know	01 02 03 04 05  77 88	
EM 3A	Q29	Do you or does anyone in your household have a ration card? If so, which type?	UC	No Yes, BPL Yes, APL Yes, don't know which one	01 02 03 04	

				Refused Don't know	77 88	
EM 3B		Do you yourself have an Aadhar card?		Yes No  Refused Don't know	01 02  77 88	
EM 4	Q30	Is anyone in your household currently registered for any of the following government schemes?  <i>[Note to interviewer: Please read out each scheme in term and code response to each]</i>	B	Yes No  Refused Don't know	01 02  77 88	
EM 4A		Gharelu Kamkaji Mahila Yojna	B	Use categories above		
EM 4B		Pension scheme for disabled	B	Use categories above		
EM 4C		Pension scheme for Old age	B	Use categories above		
EM 4D		Widow Pension scheme	B	Use categories above		
EM 4E		Swarn Jayanti Shahri Swarozgar Yojna (SJSRY)	B	Use categories above		
EM 4F		Other (please specify)	B	Use categories above IF YES, [enter text]	____	

## Section 7: SC Spousal Comparisons (Married/Partnered Respondents)

QC	BC	QTEXT	RT	RTEXT	RC	SKIP
						(If single, widowed, or divorced)  If DM 2=03, 04, 05, 77 or 88 → AL 1

Thank you for sharing this information about yourself and your family. I also would also like to understand some details about your spouse/partner.

SC 1	Q41	How old was your (current) spouse on his or her last birthday?	INT	Enter complete Age in Numbers  Refused Don't know	-- 77 88	
SC 2	Q43	How much schooling/education has your spouse had? <i>[Note to interviewer: Code from answer. Do not read options]</i>	CR	No Schooling Informal schooling (incl. madrassa) Some primary schooling Primary schooling completed Some secondary schooling Secondary schooling completed Post-secondary qualification (non-university) (e.g vocational) Some university University completed Postgraduate degree  Refused Don't know	01 02 03 04 05 06 07 08 09 10  77 88	
SC 3		How do your earnings compare to those of your spouse?	UC	I earn more than my spouse ( <i>choose this even if spouse is not working</i> )  We earn similar amounts ( <i>choose this even if neither respondent nor spouse works</i> )  My spouse earns more than me ( <i>choose this even if respondent does not work but spouse does</i> )  Refused Don't know	01  02  03  77 88	
COMP_7		[Enumerator: Section Compromised?]	B	Yes No	01 02	

## Section 8: AL Alcohol Consumption

SECTION INTRO [READ THIS OUT]: The next few questions are about your personal habits and health

QC	BC	QTEXT	RT	RTEXT	RC	SKIP
AL 1		Do you currently smoke or use tobacco in any form?	B	Yes No  Refused Don't know	01 02  77 88	
AL 2		Do you drink alcohol? If yes, how often have you had any kind of drink containing alcohol in the last 3 months?	OC	No, never Yes, once or twice a month Yes, about once a week Yes, everyday/almost everyday  Refused Don't know	01 02 03 04  77 88	
						(If single, widowed, or divorced)  If DM 2=03 04, 05, 77 or 88 → CC 1
AL 3	QW7	During the last 3 months, how often has your spouse had any kind of drink containing alcohol?	OC	No, never Yes, once or twice a month Yes, about once a week Yes, everyday/almost everyday  Refused Don't know	01 02 03 04  77 88	
COMP_8		[Enumerator: Section Compromised?]	B	Yes No	01 02	

## Section 9: CC Community Characteristics

SECTION INTRO [READ THIS OUT]: Now I would like to ask you some questions about your community and your personal opinion about community matters.

CC 1		How many men in your community do you think drink alcohol?	OC	Very few/None Less than half About half More than half Almost all/all  Refused Don't Know	01 02 03 04 05  77 88	(If respondent identifies as Muslim)  If DM 3=02 → CC 3
CC 2		Please tell me yes or no to the following question: If it were up to you, would you accept <u>a Muslim</u> :  [Enumerator: read out responses in order and code the first response for which the respondent answers "yes"]	OC	As a close relative by marriage As a close personal friend As a neighbors in the same community As a fellow worker at the same job As a citizen of my country As a visitor in my country I would exclude them from my country  Refused Don't Know	01 02 03 04 05 06 07  77 88	(If respondent identifies as Hindu)  If DM 3=01 → NW 1
CC 3		Please tell me yes or no to the following question: If it were up to you, would you accept <u>a Hindu</u> :  [Enumerator: read out responses in order and code the first response for which the respondent answers "yes"]	OC	As a close relative by marriage As a close personal friend As a neighbors in the same community As a fellow worker at the same job As a citizen of my country As a visitor in my country I would exclude them from my country  Refused Don't Know	01 02 03 04 05 06 07  77 88	
COMP_9		[Enumerator: Section Compromised?]	B	Yes No	01 02	

## Section 10: NW Networks

SECTION INTRO [READ THIS OUT]: Now I want to ask you some questions about various groups that may exist in your community

### YOUTH GROUP

QC	BC	QTEXT	RT	RTEXT	RC	SKIP
NW 1		Have you heard of [YOUTH GROUP] in this colony?	B	Yes No  Refused Don't know	01 02  77 88	(If have not heard of youth group)  If NW 1=02 →NW 5
NW 2		Are you a member of [YOUTH GROUP] in this colony?	B	Yes No  Refused Don't know	01 02  77 88	(If female)  If E 11=01 →NW3
NW 3		Approximately how many men and boys are members of [YOUTH GROUP]	INT	— —  Refused Don't know	  77 88	
NW 4		How many of these men and boys in [YOUTH GROUP] do you know well? (This means that you meet, talk or exchange information with them at least once a month)	INT	— —  Refused Don't know	  77 88	

### SHG 1

NW 5	[Q15]	Have you heard of [SHG1] in this colony?	B	Yes No  Refused Don't know	01 02  77 88	(If have not heard of SHG1:)  If NW 5=02 →NW 9
NW 6	[QW3]	Are you a member of [SHG1] in this colony?	B	Yes No  Refused Don't know	01 02  77 88	(If male:)  If E 11=02 → NW 7
NW 7	[Q 32]	Approximately how many women are members of [SHG1]?	INT	— —  Refused Don't know	  77 88	
NW 8	[Q 33]	How many of these women in [SHG1] do you know well? (This means that you meet, talk or exchange information at least once a month)	INT	— —  Refused Don't know	  77 88	

### SHG 2

NW 9	[Q34]	Have you heard of [SHG2] is this colony?	B	Yes No  Refused	01 02  77	(If have not heard of SHG2:)
------	-------	--	---	--------------------------	--------------------	------------------------------

				Don't know	88	If NW 9=02 →NW 13
NW 10	[QW 4]	Are you a member of [SHG2] in this colony?	B	Yes No  Refused Don't know	01 02  77 88	(If male:)  <b>If E 11=02</b>  → NW 11
NW 11	[Q35]	Approximately how many women are members of [SHG2]	INT	— —  Refused Don't know	  77 88	
NW 12	[Q36]	How many of these women in [SHG2] do you know well? (This means that you meet, talk or exchange information at least once a month)	INT	— —  Refused Don't know	  77 88	

						(If not a member of any of the groups):  If NW 2=02, 77, 88 or 99 & NW 6=02, 77, 88 or 99 & NW 10 =02, 77, 88 or 99  → NW 22
--	--	--	--	--	--	---

SECTION INTRO [READ THIS OUT]: You mentioned that you are a member of [YOUTH GROUP or SHG1 or SHG2], I would now like to ask you some questions about this group:

NW 13 A		Please tell us your group's name	OP	_____		
NW 13 B	[Q38]	How often does your group meet?	OC	Has not met in last year A few times a year Once a month Two/three times a month Weekly More than once a week  Refused Don't know	01 02 03 04 05 06  77 88	
NW 14		How many group meetings or activities have you personally attended in the past 12 months?	INT	[enter number]  Refused Don't know	— —  77 88	
NW 15		Did you ever speak up or express your views in the meetings you attended or another	B	Yes No	01 02	



		group organized activity?		Refused Don't know	77 88	
NW 16		Do outside groups or organizations or government bodies support your group in any way?	B	Yes No  Refused Don't know	01 02  77 88	(If no outside groups support the group)  If NW 16=02, 77,88 → NW 18
NW 17		Please mention which organizations or groups have provided support within the last 2 years:	OP	_____		
NW 18		Has anyone criticized you for being a member of this group?	B	Yes No  Refused Don't know	01 02  77 88	
NW 19 A		How satisfied are you with how your group has been working in the past year?	OC	Very dissatisfied Somewhat dissatisfied Somewhat satisfied Very satisfied Refused Don't know	01 02 03 04 77 88	
NW 19 B		How has being a member of the group affected your income?		Has made it worse No change Has improved  Refused Don't know	01 02 03  77 88	
NW 19 C		...your confidence in yourself?		Has made it worse No change Has improved  Refused Don't know	01 02 03  77 88	
NW 19 D		...your access to the government and relevant officials?		Has made it worse No change Has improved  Refused Don't know	01 02 03  77 88	
NW 19 E		...your sense of safety in the colony?		Has made it worse No change Has improved  Refused Don't know	01 02 03  77 88	
NW 19 F		...the level of violence against women in your community?		Has made it worse No change Has improved  Refused Don't know	01 02 03  77 88	
NW 19 G		...your participation in making decisions in		Has made it worse	01	

		your household?		No change Has improved  Not Applicable Refused Don't know	02 03  99 77 88	
NW 20		Which of the following issues has your group addressed in meetings or in community events?		Financial Management Access to Government Schemes Access to Jobs Gender-roles Women's safety Schemes to lose weight and eat healthy food Violence between intimate partners Violence against women that happens in public places Responding to violence against women Resources available for women that experience violence Engaging with government officials or service providers to address issues Women's rights under the law  Refused Don't know	01 02 03 04 05 06 07 08 09 10 11 12  77 88	
NW 21	[Q39]	Does your group engage in inter-lending?	UC	No Yes, only to group members Yes, to people outside group  Refused Don't know	01 02 03  77 88	
NW 22	[Q40]	Have you obtained/received support to obtain any of the following from any group (it doesn't have to be the youth group or SHGs we have been talking about) in the past 12 months?	B			
NW 22 A		A gift or loan to support my income generating activities	B	Yes No  Refused Don't know	01 02  77 88	
NW 22 B		A gift or loan to meet emergency expenses (e.g. medical, funeral)	B	Yes No  Refused Don't know	01 02  77 88	
NW 22 C		Access to government schemes	B	Yes No  Refused Don't know	01 02  77 88	
NW 22 D		Access to medical or legal services	B	Yes No  Refused Don't know	01 02  77 88	
NW 22 E		Access to women's shelters for yourself or people you know	B	Yes No  Refused	01 02  77	

				Don't know	88	
NW 22 F		Access to financial services e.g. opening a bank account	B	Yes No  Refused Don't know	01 02  77 88	
NW 22 G		Job or entrepreneurship training	B	Yes No  Refused Don't know	01 02  77 88	
NW 22 H		Help to resolve a dispute with my spouse/partner	B	Yes No  Refused Don't know	01 02  77 88	
NW 22 I		Help to resolve a dispute with someone other than my spouse/partner	B	Yes No  Refused Don't know	01 02  77 88	

## Section 11: CH Childhood Experience

SECTION INTRO [READ THIS OUT]: Now I would like to talk a little about your childhood and what it was / is like in your parent's home.

QC	BC	QTEXT	RT	RTEXT	RC	SKIP
CH 1	Q54	When you were growing up, how often did you see your father shouting at or threatening your mother?	OC	Never Rarely Sometimes Often  Refused Don't know Not Applicable	01 02 03 04  77 88 99	
CH 2	Q55	When you were growing up, how often were there occasions when your father beat your mother?	OC	Never Rarely Sometimes Often  Refused Don't know Not Applicable	01 02 03 04  77 88 99	
CH 3	Q58	How often were you beaten BY the following family members from the time after you were 12 years old?	OC	Never Rarely Sometimes Often  Refused Don't know Not Applicable	01 02 03 04  77 88 99	
CH 3A		a. Your father	OC	Use categories above		
CH 3B		b. Your mother	OC	Use categories above		
CH 3C		c. A brother	OC	Use categories above		
CH 3D		d. A sister	OC	Use categories above		
CH 3E		e. Another male family member	OC	Use categories above		
CH 3F		f. Another female family member	OC	Use categories above		
COMP_1 1		[Enumerator: Section Compromised?]	B	Yes No	01 02	

## Section 12: MS Mobility & Safety

SECTION INTRO [READ THIS OUT]: Now I would like to ask you some questions about your daily activities and feelings of safety within the colony

QC	BC	QTEXT	RT	RTEXT	RC	SKIP
MS 1		How frequently have you travelled outside the colony during the last 3 months?	OC	Never Once a month or less A few times a month A few times a week Everyday/Almost Everyday  Refused Don't know	01 02 03 04 05  77 88	
MS 2		How does this compare to how often you used to travel outside the colony at this time two years ago?	OC	Much less often Less often About the same More often Much more often  Refused Don't know	01 02 03 04 05  77 88	
MS 3		I would like you to think about some places that are in or near your colony. Can you tell me how safe you feel (or would feel) to visit the following places alone <u>during the day</u> ?	OC	Very Safe Somewhat Safe Somewhat Unsafe Very Unsafe  Refused Don't know	01 02 03 04  77 88	
MS 3A		Public water tap / pump	OC	Use categories above		
MS 3B		Public toilets	OC	Use categories above		
MS 3C		Paan / cigarette shop(s)	OC	Use categories above		
MS 3D		Alcohol shop	OC	Use categories above		
MS 3E		Religious place (temple, mosque)	OC	Use categories above		
MS 3F		Community hall	OC	Use categories above		
MS 3G		Garbage dump	OC	Use categories above		
MS 3H		Open defecation area	OC	Use categories above		
MS 3I		Secluded area	OC	Use categories above		
MS 3J		Auto / bus stop	OC	Use categories above		
MS 3K		Other place on the main road	OC	Use categories above		
MS 4		I would like you to think about some places that are in or near your colony Can you tell me how safe you feel (or would feel) to visit the following places alone <u>after dark</u> ?	OC	Very Safe Somewhat Safe Somewhat Unsafe Very Unsafe  Refused Don't know	01 02 03 04  77 88	
MS 4A		Public water tap / pump	OC	Use categories above		
MS 4B		Public toilets	OC	Use categories above		
MS 4C		Paan / cigarette shop(s)	OC	Use categories above		

MS 4D		Alcohol shop	OC	Use categories above		
MS 4E		Religious place (temple, mosque)	OC	Use categories above		
MS 4F		Community hall	OC	Use categories above		
MS 4G		Garbage dump	OC	Use categories above		
MS 4H		Open defecation area	OC	Use categories above		
MS 4I		Wooded area	OC	Use categories above		
MS 4J		Auto / bus stop	OC	Use categories above		
MS 4K		Other place on the main road	OC	Use categories above		
COMP_1 2		[Enumerator: Section Compromised?]	B	Yes No	01 02	

## Section 13: LE List Experiment

Many people face challenges on a day-to-day basis in their household as well as in their colony. I would now like to ask you about some challenges that you might have faced in the past 3 months. I will read out some statements about things that may or may not have happened.

Some of these issues might be sensitive, so I do not need you to answer 'yes' or 'no' to any of the specific statements I read. Instead, I would like you to keep track of the number of statements that you agree with. At the end I will ask you to tell me the total number of statements that you agree with. I will have no way of knowing which statements you agree with and which you disagree with.

To help you keep track of the number of statements you agree with, I will hand you these stones. Please take these 4 small stones. Hold these stones behind your back in your left hand. When you agree with a statement or think that it is true, pass a stone from your left hand to your right hand. At the end, I will ask you to show me how many stones are in your right hand. Let's try an example.

[Enumerator: Demonstrate and turn your back while reading statements]

ALL RESPONDENTS RECEIVE THE FOLLOWING TEST STATEMENTS

All Respondents						
QC	BC	QTEXT	RT	RTEXT	RC	SKIP
LE 1	[-]	<p>[ENUMERATOR: GIVE RESPONDENT 4 STONES]</p> <p>In the last 3 months:</p> <ol style="list-style-type: none"> <li>1. Your household had a shortage of food</li> <li>2. You read the newspaper</li> <li>3. You went to an alcohol shop</li> <li>4. You bought new clothes</li> </ol>	INT	___ (0-4)		

### QUESTION ASSIGNMENT TABLE (FOR CODING)

Once the respondent answers LE 1 “correctly” (i.e. gives back 2 stones to the enumerator), respondents will be asked either 1 or 2 further questions in the same format (i.e. the enumerator will read out a list of statements and asked to count and give back stones depending on the number of statements that the respondent has agreed with).

The types of questions asked are described below:

Question	Length	Type	Subject	Status
LE2 / LE10	Short	Public violence	Women	All
LE3 / LE11	Long	Public violence	Women	All
LE4 / LE12	Short	Public violence	Men	All
LE5 / LE13	Long	Public violence	Men	All
LE6	Short	Private violence	Women	Married
LE7	Long	Private violence	Women	Married
LE8	Short	Private violence	Men	Married
LE9	Long	Private violence	Men	Married

The specific questions that a respondent receives will be determined based on the variation that appears in the dictionary (E 3) and the respondent's marital status (DM 2).

LE Table lays out which question each respondent should receive and in what order. These conditions should be coded into the PDA so that only the relevant questions are displayed for each respondent based on these conditions.



**LE Skip Programming Table:**

CODE	MARITALSTAT	GENDER	Q1	Q2
A	MARRIED (DM<=2)	F	LE2	LE7
A	UNMARRIED (DM>2)	F	LE2	NONE ▯ EPV1
B	MARRIED (DM<=2)	F	LE3	LE6
B	UNMARRIED (DM>2)	F	LE3	NONE ▯ EPV1
C	MARRIED (DM<=2)	F	LE2	LE6
C	UNMARRIED (DM>2)	F	LE2	NONE ▯ EPV1
D	MARRIED (DM<=2)	F	LE3	LE7
D	UNMARRIED (DM>2)	F	LE3	NONE ▯ EPV1
E	MARRIED (DM<=2)	F	LE7	LE10(=LE2)
E	UNMARRIED (DM>2)	F	LE2	NONE ▯ EPV1
F	MARRIED (DM<=2)	F	LE6	LE11(=LE3)
F	UNMARRIED (DM>2)	F	LE3	NONE ▯ EPV1
G	MARRIED (DM<=2)	F	LE6	LE10(=LE2)
G	UNMARRIED (DM>2)	F	LE2	NONE ▯ EPV1
H	MARRIED (DM<=2)	F	LE7	LE11(LE3)
H	UNMARRIED (DM>2)	F	LE3	NONE ▯ EPV1
I	MARRIED (DM<=2)	M	LE4	LE9
I	UNMARRIED (DM>2)	M	LE4	NONE ▯ PPV1
J	MARRIED (DM<=2)	M	LE5	LE8
J	UNMARRIED (DM>2)	M	LE5	NONE ▯ PPV1
K	MARRIED (DM<=2)	M	LE4	LE8
K	UNMARRIED (DM>2)	M	LE4	NONE ▯ PPV1
L	MARRIED (DM<=2)	M	LE5	LE9
L	UNMARRIED (DM>2)	M	LE5	NONE ▯ PPV1
M	MARRIED (DM<=2)	M	LE9	LE12 (LE4)
M	UNMARRIED (DM>2)	M	LE4	NONE ▯ PPV1
N	MARRIED (DM<=2)	M	LE8	LE13(LE5)
N	UNMARRIED (DM>2)	M	LE5	NONE ▯ PPV1
O	MARRIED (DM<=2)	M	LE8	LE12(LE4)
O	UNMARRIED (DM>2)	M	LE4	NONE ▯ PPV1
P	MARRIED (DM<=2)	M	LE9	LE13(LE5)
P	UNMARRIED (DM>2)	M	LE5	NONE ▯ PPV1

## LIST EXPERIMENT QUESTIONS

CODING NOTE: Please allocate 1 screen for each question e.g. 1 screen for **LE 2**, 1 for **LE 3**, 1 for **LE 4** etc. The following Section Intro should also appear on each screen.

SECTION INTRO [READ THIS OUT FOR EACH QUESTION ASKED OF A RESPONDENT]: Please take these [3 or 4] small stones. Hold these stones behind your back in your left hand. I'm going to read out some statements. If this happened to you in the last 3 months, pass a stone from your left hand to your right hand. . At the end, I will ask you to show me how many stones are in your right hand.

QC	BC	QTEXT	RT	RTEXT	RC	SKIP
						See LE Variation in Dictionary and LE Table
LE 2	[-]	[ENUMERATOR: GIVE RESPONDENT 3 STONES]  In the last 3 months:  1, You travelled out of the city  2. Your colony's public toilets improved  3. You easily found paid work for yourself	INT (0 to 3)	_____  Refused	77	
LE 3		[ENUMERATOR: GIVE RESPONDENT 4 STONES]  In the last 3 months:  1, You travelled out of the city  2. Your colony's public toilets improved  3. A man touched, groped, stalked or flashed you in a public place  4. You easily found paid work for yourself	INT (0 to 4)	_____  Refused	77	
LE 4		[ENUMERATOR: GIVE RESPONDENT 3 STONES]  In the last 3 months:  1, You travelled out of the city  2. Your colony's public toilets improved  3. You easily found paid work for yourself	INT (0 to 3)	_____  Refused	77	
LE 5		[ENUMERATOR: GIVE RESPONDENT 4 STONES]  In the last 3 months: 1, You travelled out of the city  2. Your colony's public toilets improved	INT (0 to 4)	_____  Refused	77	

		3. You touched, groped, stalked or flashed a woman in a public place				
		4. You easily found paid work for yourself				

QC	BC	QTEXT	RT	RTEXT	RC	SKIP
LE 6	[-]	[ENUMERATOR: GIVE RESPONDENT 3 STONES] In the last 3 months  1. Your colony always had enough water supply  2. You transferred mobile phone credit to a friend  3. Your husband went to the doctor	INT (0 to 3)	_____  Refused	77	
LE 7		[ENUMERATOR: GIVE RESPONDENT 4 STONES]  In the last 3 months  1. Your colony always had enough water supply  2. You transferred mobile phone credit to a friend  3. Your husband slapped you or threw something at you  4. Your husband went to the doctor	INT (0 to 4)	_____  Refused	77	
LE 8		[ENUMERATOR: GIVE RESPONDENT 3 STONES]  In the last 3 months  1. Your colony always had enough water supply  2. You transferred mobile phone credit to a friend  3. Your wife went to the doctor	INT (0 to 3)	_____  Refused	77	
LE 9		[ENUMERATOR: GIVE RESPONDENT 4 STONES]  In the last 3 months  1. Your colony always had enough water supply  2. You transferred mobile phone credit to a friend  3. You slapped your wife or threw something at her	INT (0 to 4)	_____  Refused	77	

		4. Your wife went to the doctor				
--	--	---------------------------------	--	--	--	--

This section is provided to help with PDA programming and is a repeat of questions LE 2, LE 3, LE 4, and LE 5.

QC	BC	QTEXT	RT	RTEXT	RC	SKIP
						See LE Variation in Dictionary and LE Table
LE 10 [=LE 2]	[-]	[ENUMERATOR: GIVE RESPONDENT 3 STONES]  In the last 3 months:  1, You travelled out of the city  2. Your colony's public toilets improved  3. You easily found paid work for yourself	INT (0 to 3)	_____  Refused	77	
LE 11 [=LE 3]		[ENUMERATOR: GIVE RESPONDENT 4 STONES]  In the last 3 months:  1, You travelled out of the city  2. Your colony's public toilets improved  3. A man touched, groped, stalked or flashed you in a public place  4. You easily found paid work for yourself	INT (0 to 4)	_____  Refused	77	
LE 12 [=LE 4]		[ENUMERATOR: GIVE RESPONDENT 3 STONES]  In the last 3 months:  1, You travelled out of the city  2. Your colony's public toilets improved  3. You easily found paid work for yourself	INT (0 to 3)	_____  Refused	77	
LE 13 [=LE 5]		[ENUMERATOR: GIVE RESPONDENT 4 STONES]  In the last 3 months:  1, You travelled out of the city  2. Your colony's public toilets improved  3. You touched, groped, stalked or flashed a woman in a public place	INT (0 to 4)	_____  Refused	77	

		4. You easily found paid work for yourself				
--	--	--	--	--	--	--

## Section 14: EPV Experience of Public Violence (Women)

SECTION INTRO [READ THIS OUT]: Now I am going to ask you some questions about situations that happen to some women in public places in the colony and other parts of the city. We want to know whether these have ever happened in your life. I know this is personal, but **what you say to me will be kept confidential**. Your answers will help us to understand the lives of women in Madhya Pradesh.

QC	BC	QTEXT	RT	RTEXT	RC	SKIP
						(If male)  If E 11=02 →PPV 1
EPV 1	QW12A-C	<p><i>Girls and women sometimes tell us that boys or older men pass comments, make sexual jokes, whistle, stare/leer/make obscene gestures when they are walking to school or to the shop etc.</i></p> <p>Have you ever experienced any of the following outside your home?</p> <p>-Passing comments /Sexual jokes/ Whistling -Staring/leering -Obscene gestures</p> <p>If yes, when was the last time that any of these things happened?</p>	CR	<p>No, Never Yes, More than 1 year ago Yes, Within the last year, but not in the last 3 months Yes, In the past 3 months</p> <p>Refused Don't Know</p>	<p>01 02 03 04 77 88</p>	
EPV 2	QW12D-G	<p><i>Girls and women sometimes tell us that boys or older men follow/stalk them and touch up/brush up against them, grope them (breast or buttock) or flash them in public places e.g. on the bus.</i></p> <p>Have you ever experienced any of the following outside your home?</p> <p>-Stalking -Touching/brushing -Groping (breast or buttock) -Flashing</p> <p>If yes, when was the last time that any of these things happened?</p>	CR	<p>No, Never Yes, More than 1 year ago Yes, Within the last year, but not in the last 3 months Yes, In the past 3 months</p> <p>Refused Don't Know</p>	<p>01 02 03 04 77 88</p>	
EPV 3	QW12H	<p><i>Sometimes boys and older men use physical force against women in public</i></p> <p>Have you ever experienced any physical assault (e.g. slapping, hitting, kicking) outside your home?</p> <p>If yes, when was the last time that any of these things happened?</p>	CR	<p>No, Never Yes, More than 1 year ago Yes, Within the last year, but not in the last 3 months Yes, In the past 3 months</p> <p>Refused Don't Know</p>	<p>01 02 03 04 77 88</p>	
EPV 4	QW12I	<p>Have you ever experienced any grievous physical assault (e.g. severe beating, burning, stabbing, shooting i.e. resulting in serious wound, burn, broken bones etc.) outside your home?</p> <p>If yes, when was the last time that any of</p>	CR	<p>No, Never Yes, More than 1 year ago Yes, Within the last year, but not in the last 3 months Yes, In the past 3 months</p> <p>Refused</p>	<p>01 02 03 04 77</p>	

		these things happened?		Don't Know	88	
EPV 5	QW12J-K	<p><i>Sometimes boys and older men will force women into sexual acts against their will</i></p> <p>Have you ever experienced any of the following outside your home?</p> <p>Someone forcing you or attempting to force you to have sexual intercourse or do any other sexual act against your will</p> <p>If yes, when was the last time that any of these things happened?</p>	CR	<p>No, Never</p> <p>Yes, More than 1 year ago</p> <p>Yes, Within the last year, but not in the last 3 months</p> <p>Yes, In the past 3 months</p> <p>Refused</p> <p>Don't Know</p>	<p>01</p> <p>02</p> <p>03</p> <p>04</p> <p>77</p> <p>88</p>	
EPV 6						
EPV 7		Overall, how do your experiences of harassment and/or public violence (as per the questions I've been asking you) compare to how often you experienced such incidents 2 years ago?	OC	<p>Much less harassment</p> <p>Somewhat less harassment</p> <p>No change (<i>use this option even if there was never any and still is none</i>)</p> <p>Somewhat more harassment</p> <p>Much more harassment</p> <p>Refused</p> <p>Don't know</p>	<p>01</p> <p>02</p> <p>03</p> <p>04</p> <p>05</p> <p>77</p> <p>88</p>	

						<p>(If didn't experience violence forms in EPV1)</p> <p>If EPV 1=01, 77 or 88 → EPV 9</p>
EPV 8		<p>You mentioned that you experienced men making comments, sexual jokes, obscene gestures or whistling or staring or leering at you in public places</p> <p>The last time this happened to you, was the person who did it from your colony?</p>	B	<p>Yes</p> <p>No</p> <p>Refused</p> <p>Don't know</p>	<p>01</p> <p>02</p> <p>77</p> <p>88</p>	
						<p>(If didn't experience violence forms in EPV2)</p> <p>If EPV 2=01,77 or 88 → EPV 10</p>

EPV 9		You mentioned that you had experienced stalking, touching/brushing, groping (breast or buttock) or flashing in a public place  The last time this happened to you, was the person who did it from your colony?	B	Yes No  Refused Don't know	01 02  77 88	
						(If didn't experience violence forms in EPV3)  If EPV 3=01,77 or 88 → EPV 11
EPV 10		You mentioned that you had experienced a grievous physical assault(s) such as severe beating, burning, stabbing or shooting in a public place  The last time this happened to you, was the person who did it from your colony?	B	Yes No  Refused Don't know	01 02  77 88	
						If EPV 4=01,77 or 88 → EPV 12
EPV 11		You mentioned that you had experienced a physical assault such as slapping, hitting or kicking in a public place  The last time this happened to you, was the person who did it from your colony?	B	Yes No  Refused Don't know	01 02  77 88	
						If didn't experience violence forms in EPV5)  If EPV 5=01,77 or 88 → IN 1
EPV 12		You mentioned that you had experienced someone forcing you or attempting to force you to have sexual intercourse or engage in another sexual act against your will in public  The last time this happened to you, was the person who did it from your colony?	B	Yes No  Refused Don't know	01 02  77 88	

QC	BC	QTEXT	RT	RTEXT	RC	SKIP
----	----	-------	----	-------	----	------



						(If didn't experience any violence or harassment in public spaces)  If EPV 1=01 & EPV 2=01 & EPV 3=01 & EPV 4=01 & EPV 5=01 → RPV 1
IN 1		In the last 3 months, did anyone who witnessed the harassment or public violence you faced intervene or try to stop what was happening?	UC	No, there was never anybody there to witness No, people were there but no one did anything Yes  Refused Don't know	01 02 03  77 88	
COMP_14		[Enumerator: Section Compromised?]		Yes No	01 02	

## Section 15: RPV Reporting of Public Violence (Women)

SECTION INTRO [READ THIS OUT]: Sometimes, when women face harassment or violence in public places, they report it to people that might be able to help them. I want to ask you some questions about what you might do if you were faced with such a situation.

QC	BC	QTEXT	RT	RTEXT	RC	SKIP
RPV 1		If you were being stalked or groped in public today, how likely is it that you would report this to the police or to a protection officer?	OC	Very unlikely Somewhat unlikely Somewhat likely Very likely  Refused Don't know	01 02 03 04  77 88	
RPV 2		If you reported such an incident to the police or a protection officer, how helpful would you expect them to be?	OC	Very Unhelpful (Make it worse) Somewhat unhelpful Somewhat helpful Very helpful  Refused Don't know	01 02 03 04  77 88	
RPV 3		If you were being stalked or groped in public today, how likely is it that you would report this to an SHG/SHG member?	OC	Very unlikely Somewhat unlikely Somewhat likely Very likely  Refused Don't know	01 02 03 04  77 88	
RPV 4		If you reported such an incident to an SHG or an SHG member, how helpful would you expect them to be?	OC	Very Unhelpful (Make it worse) Somewhat unhelpful Somewhat helpful Very helpful  Refused Don't know	01 02 03 04  77 88	
COMP_15		[Enumerator: Section Compromised?]		Yes No	01 02	

## Section 16: EDV Experience of Domestic Violence (Married Women)

I am going to ask you some questions about situations and tensions that happen to some women in married life. We want to know whether these have ever happened in your life. I know this is personal, but what you say to me **will be kept confidential**. Your answers will help us to understand the lives of women in Madhya Pradesh.

QC	BC	QTEXT	RT	RTEXT	RC	SKIP
						(If male) If E 11 =02 → PPV 1  (If female and single or widowed) If E 11 =01 & If DM 2=04 05, 77 or 88 → SN 1
EDV		Has your husband/partner ever done the following things to you?	CR			
EDV 1		Stopped you from getting a job, going to work or earning your own income? If so, when was the last time that this happened?	CR	No, Never Yes, More than 1 year ago Yes, Within the last year, but not in the last 3 months Yes, In the past 3 months  Refused Don't Know	01 02 03 04  77 88	
EDV 2		Became jealous or angry if you talked to another man or accused of you being unfaithful? If so, when was the last time that this happened?	CR	No, Never Yes, More than 1 year ago Yes, Within the last year, but not in the last 3 months Yes, In the past 3 months  Refused Don't Know	01 02 03 04  77 88	
EDV 3		Insulted you or made you feel bad about yourself? If so, when was the last time that this happened?	CR	No, Never Yes, More than 1 year ago Yes, Within the last year, but not in the last 3 months Yes, In the past 3 months  Refused Don't Know	01 02 03 04  77 88	
EDV 4		Tried to stop you from seeing your female friends or natal family? If so, when was the last time that this happened?	CR	No, Never Yes, More than 1 year ago Yes, Within the last year, but not in the last 3 months Yes, In the past 3 months  Refused Don't Know	01 02 03 04  77 88	
EDV 5		Refused to give you money when you needed it? If so, when was the last time that this happened?	CR	No, Never Yes, More than 1 year ago Yes, Within the last year, but not in the last 3 months Yes, In the past 3 months	01 02 03 04	

				Refused Don't Know	77 88	
<b>EDV 6</b>		Threatened to hurt or harm you or someone close to you? If so, when was the last time that this happened?	CR	No, Never Yes, More than 1 year ago Yes, Within the last year, but not in the last 3 months Yes, In the past 3 months  Refused Don't Know	01 02 03 04  77 88	

Now I have finished asking you questions about emotional situations between you and your partner. I am now going to ask you some questions about other situations that may occur, for example sometimes women tell us that their partners use physical force against them in a way that might hurt them or force them to engage in acts that they do not want to do. I know that these are sensitive questions, but please remember that your responses will remain confidential.

<b>EDV</b>		Has your husband/partner ever done the following things to you?	CR			
<b>EDV 7</b>		Slapped you or threw something at you which did or could have hurt you? If so, when was the last time that this happened?	CR	No, Never Yes, More than 1 year ago Yes, Within the last year, but not in the last 3 months Yes, In the past 3 months  Refused Don't Know	01 02 03 04  77 88	
<b>EDV 8</b>		Pushed or shoved you, pulled your hair or twisted your arm? If so, when was the last time that this happened?	CR	No, Never Yes, More than 1 year ago Yes, Within the last year, but not in the last 3 months Yes, In the past 3 months  Refused Don't Know	01 02 03 04  77 88	
<b>EDV 9</b>		Hit you with a fist or something else which did or could have hurt you? If so, when was the last time that this happened?	CR	No, Never Yes, More than 1 year ago Yes, Within the last year, but not in the last 3 months Yes, In the past 3 months  Refused Don't Know	01 02 03 04  77 88	
<b>EDV 10</b>		Kicked, dragged, beat, choked or burnt you? If so, when was the last time that this happened?	CR	No, Never Yes, More than 1 year ago Yes, Within the last year, but not in the last 3 months Yes, In the past 3 months  Refused Don't Know	01 02 03 04  77 88	
<b>EDV 11</b>		Threatened to use or actually used a gun, knife or other weapon against you? If so, when was the last time that this happened?	CR	No, Never Yes, More than 1 year ago Yes, Within the last year, but not in the last 3 months Yes, In the past 3 months  Refused Don't Know	01 02 03 04  77 88	
<b>EDV 12</b>		Forced you to have sexual intercourse or do something else sexual with him even when you did not want to? If so, when was the last	CR	No, Never Yes, More than 1 year ago Yes, Within the last year, but not in the	01 02 03	

		time that this happened?		last 3 months Yes, In the past 3 months	04	
				Refused Don't Know	77 88	
EDV 13		Have you ever felt that he would become violent e.g. hit you if you refused to have sex with him? If so, when was the last time that you felt this way?	CR	No, Never Yes, More than 1 year ago Yes, Within the last year, but not in the last 3 months Yes, In the past 3 months	01 02 03 04	
				Refused Don't Know	77 88	
EDV 14						
EDV 15		Overall, how do your experiences of the above behaviors compare to this time 2 years ago?	OC	Much less Somewhat less No change ( <i>use this option even if there was never any and still is none</i> ) Somewhat more Much more Not applicable, I was not married last year	01 02 03 04 05 99	
				Refused Don't know	77 88	
COMP_16		[Enumerator: Section Compromised?]		Yes No	01 02	

## Section 17: RDV Reporting of Domestic Violence (Married Women)

SECTION INTRO [READ THIS OUT]: Now I want to ask you some questions about approaching others for help in difficult personal situations

QC	BC	QTEXT	RT	RTEXT	RC	SKIP
RDV 1		In the last 3 months, did you ever report your spouse to an SHG/SHG member for something that he did to you?	B	Yes No  Refused Don't Know	01 02  77 88	(If did not ever report)  If RDV 1=02 → RDV 4
RDV 2		For what behaviour did you report your spouse? [Enumerator: do not read out, code all that apply]	CR M	Threaten to hurt or harm you/someone close to you Slapping or throwing something at you Pushing or shoving you, pulling your hair or twisting your arm Hitting you with a fist or something else Kicking, dragging beating, choking or burning you Threatening to use or using a gun, knife or other weapon against you Forcing you to have sexual intercourse or engage in another sexual act when you didn't want to Other  Refused Don't Know	01 02 03 04 05 06 07 08 09  77 88	
RDV 3		How satisfied were you with the response of the SHG to your complaint?	OC	Very dissatisfied Somewhat dissatisfied Somewhat satisfied Very satisfied  Refused Don't Know	01 02 03 04  77 88	
RDV 4		If your husband/partner hit or choked you today, how likely is it that you would report this to an SHG or SHG member?	OC	Very unlikely Somewhat unlikely Somewhat likely Very likely  Refused Don't know	01 02 03 04  77 88	
RDV 5		If you were to report such an incident to an SHG or an SHG member, how helpful would you expect them to be?	OC	Very Unhelpful (Make it worse) Somewhat unhelpful Somewhat helpful Very helpful  Refused Don't know	01 02 03 04  77 88	
RDV 6		In the last 3 months, did you ever report your spouse to the police or a protection officer for something that he did to you?	UC	Yes No  Refused Don't Know	01 02  77 88	(If did not ever report)  If RDV 6=02 → RDV 9

RDV 7		For what behaviour did you report your spouse? [Enumerator: do not read out, code all that apply]	CR M	Threaten to hurt or harm you/someone close to you Slapping or throwing something at you Pushing or shoving you, pulling your hair or twisting your arm Hitting you with a fist or something else Kicking, dragging beating, choking or burning you Threatening to use or using a gun, knife or other weapon against you Forcing you to have sexual intercourse or engage in another sexual act when you didn't want to Other  Refused Don't Know	01 02 03 04  05 06  07 08  09  77 88	
RDV 8		How satisfied were you with the response of the POLICE to your complaint?	OC	Very dissatisfied Somewhat dissatisfied Somewhat satisfied Very satisfied  Refused Don't know	01 02 03 04  77 88	
RDV 9		If your husband/partner hit or choked you today, how likely would you be to report an incident such as this to the police or a protection officer?	OC	Very unlikely Somewhat unlikely Somewhat likely Very likely  Refused Don't know	01 02 03 04  77 88	
RDV 10		If you were to report such an incident to the police or a protection officer, how helpful would you expect them to be?	OC	Very Unhelpful (Make it worse) Somewhat unhelpful Somewhat helpful Very helpful  Refused Don't know	01 02 03 04  77 88	
COMP_17		[Enumerator: Section Compromised?]		Yes No	01 02	

## Section 18: PPV Perpetration of Public Violence (Men)

I am going to ask you some questions about situations in public places in the colony and other parts of the city. I know this is personal, but **what you say to me will be kept confidential**. Your answers will help us to understand the lives of men and women in Madhya Pradesh.

QC	BC	QTEXT	RT	RTEXT	RC	SKIP
PPV 1		<i>Girls and women sometimes tell us that boys or older men pass comments, make sexual jokes, whistle, stare/leer/make obscene</i>	OC	No, Never Yes, More than 1 year ago Yes, Within the last year, but not in the	01 02 03	

		<p><i>gestures when they are walking to school or to the shop etc.</i></p> <p>Have you yourself ever done any of the following to a woman or a girl?</p> <p>-Passed comments /made sexual jokes -Whistled -Stared/leered -Made obscene gestures</p> <p>If so, when was the last time that you did this?</p>		<p>last 3 months Yes, In the past 3 months</p> <p>Refused Don't Know</p>	<p>04</p> <p>77 88</p>	
PPV 2		<p><i>Girls and women sometimes tell us that boys or older men follow/stalk them and touch up/brush up against them, grope them (breast or buttock) or flash them in public places e.g. on the bus.</i></p> <p>Have you yourself ever done any of the following to a woman/girl?</p> <p>-Stalked -Touched -Groped (breast or buttock) -Flashed</p> <p>If so, when was the last time that you did this?</p>	OC	<p>No, Never Yes, More than 1 year ago Yes, Within the last year, but not in the last 3 months Yes, In the past 3 months</p> <p>Refused Don't Know</p>	<p>01 02 03 04</p> <p>77 88</p>	
PPV 3		<p><i>Sometimes boys and older men use physical force against women in public</i></p> <p>Have you yourself ever physically assaulted (e.g. slapped, hit, kicked) a woman/girl?</p> <p>If so, when was the last time that you did this?</p>	OC	<p>No, Never Yes, More than 1 year ago Yes, Within the last year, but not in the last 3 months Yes, In the past 3 months</p> <p>Refused Don't Know</p>	<p>01 02 03 04</p> <p>77 88</p>	
PPV 4		<p>Have you yourself ever grievously physically assaulted (e.g. severely beaten, burnt, stabbed, shot i.e. resulting in serious wound, burn, broken bones etc.) a woman/girl?</p> <p>If so, when was the last time that you did this?</p>	OC	<p>No, Never Yes, More than 1 year ago Yes, Within the last year, but not in the last 3 months Yes, In the past 3 months</p> <p>Refused Don't Know</p>	<p>01 02 03 04</p> <p>77 88</p>	
PPV 5		<p><i>Sometimes boys and older men will force women into sexual acts against their will</i></p> <p>Have you yourself ever forced or attempted to force a girl/woman to have sexual intercourse or engage in any other sexual act with you when she did not want to?</p> <p>If so, when was the last time that you did this?</p>	OC	<p>No, Never Yes, More than 1 year ago Yes, Within the last year, but not in the last 3 months Yes, In the past 3 months</p> <p>Refused Don't Know</p>	<p>01 02 03 04</p> <p>77 88</p>	
COMP_18		[Enumerator: Section Compromised?]		<p>Yes No</p>	<p>01 02</p>	



## Section 19: PDV Perpetration of Domestic Violence (Married/Partnered Men)

QC	BC	QTEXT	RT	RTEXT	RC	SKIP
						If DM 2=04 05, 77 or 88 → SN 1

I am going to ask you some questions about situations and tensions that happen to some men and women in married life. We want to know whether these have ever happened in your life. I know this is personal, but what you say to me will be kept confidential. Your answers will help us to understand the lives of men and women in Madhya Pradesh.

PDV 1 A		Have you ever stopped your wife/partner from getting a job, going to work or earning her own income?  If yes, when was the last time this happened?	OC	No, Never Yes, More than 1 year ago Yes, Within the last year, but not in the last 3 months Yes, In the past 3 months  Refused Don't Know	01 02 03 04  77 88	
PDV 1 B		Have you ever become jealous or angry when your wife/partner talked to another man or accused her of being unfaithful?  If yes, when was the last time this happened?	OC	No, Never Yes, More than 1 year ago Yes, Within the last year, but not in the last 3 months Yes, In the past 3 months  Refused Don't Know	01 02 03 04  77 88	
PDV 2		Have you ever insulted your wife/partner or made her feel bad about herself?  If yes, when was the last time this happened?	OC	No, Never Yes, More than 1 year ago Yes, Within the last year, but not in the last 3 months Yes, In the past 3 months  Refused Don't Know	01 02 03 04  77 88	
PDV 3		Have you ever tried to stop your wife/partner seeing her female friends or natal family?  If yes, when was the last time this happened?	OC	No, Never Yes, More than 1 year ago Yes, Within the last year, but not in the last 3 months Yes, In the past 3 months  Refused Don't Know	01 02 03 04  77 88	
PDV 4		Have you refused to give your wife/partner with money when she needed it?  If yes, when was the last time this happened?	OC	No, Never Yes, More than 1 year ago Yes, Within the last year, but not in the last 3 months Yes, In the past 3 months  Refused Don't Know	01 02 03 04  77 88	
PDV 5		Have you ever threatened to hurt or harm your wife/partner or someone close to her?  If yes, when was the last time this happened?	OC	No, Never Yes, More than 1 year ago Yes, Within the last year, but not in the last 3 months Yes, In the past 3 months	01 02 03 04	

				Refused	77	
				Don't Know	88	

Now I have finished asking you questions about emotional situations between you and your partner. I am now going to ask you some questions about other situations that may occur, for example sometimes men tell us that they use physical force against their partners or force them to engage in acts that they do not want to do. I know that these are sensitive questions, but please remember that your responses will remain confidential.

PDV 6		Have you ever slapped her or thrown something at her which hurt her or could have hurt her?  If yes, when was the last time this happened?	OC	No, Never Yes, More than 1 year ago Yes, Within the last year, but not in the last 3 months Yes, In the past 3 months  Refused Don't Know	01 02 03 04  77 88	
PDV 7		Have you ever pushed or shoved her, pulled her hair or twisted her arm?  If yes, when was the last time this happened?	OC	No, Never Yes, More than 1 year ago Yes, Within the last year, but not in the last 3 months Yes, In the past 3 months  Refused Don't Know	01 02 03 04  77 88	
PDV 8		Have you ever hit her with your fist or something else which hurt her or could have hurt her?  If yes, when was the last time this happened?	OC	No, Never Yes, More than 1 year ago Yes, Within the last year, but not in the last 3 months Yes, In the past 3 months  Refused Don't Know	01 02 03 04  77 88	
PDV 9		Have you ever kicked, dragged, beat, choked or burnt her?  If yes, when was the last time this happened?	OC	No, Never Yes, More than 1 year ago Yes, Within the last year, but not in the last 3 months Yes, In the past 3 months  Refused Don't Know	01 02 03 04  77 88	
PDV 10		Have you ever threatened to use or actually used a gun, knife or other weapon against her?  If yes, when was the last time this happened?	OC	No, Never Yes, More than 1 year ago Yes, Within the last year, but not in the last 3 months Yes, In the past 3 months  Refused Don't Know	01 02 03 04  77 88	
PDV 11		Have you ever forced her to have sexual intercourse or do anything else sexual with you even when she did not want to?  If yes, when was the last time this happened?	OC	No, Never Yes, More than 1 year ago Yes, Within the last year, but not in the last 3 months Yes, In the past 3 months  Refused Don't Know	01 02 03 04  77 88	
PDV 12		Have you ever made her feel afraid that you might become violent if she refused to have sex with you?  If yes, when was the last time this happened?	OC	No, Never Yes, More than 1 year ago Yes, Within the last year, but not in the last 3 months Yes, In the past 3 months  Refused	01 02 03 04  77	

				Don't Know	88	
COMP_19		[Enumerator: Section Compromised?]		Yes No	01 02	

## Section 20: SN Social Norms

SECTION INTRO [READ THIS OUT]: Now I would like to ask you some questions about what is considered typical and normal in your community

QC	BC	QTEXT	RT	RTEXT	RC	SKIP
SN 1		<p>Try to think of 5 MARRIED men in your community who you have known for at least 2 years.</p> <p>These can be your friends, your family members or other people you know well, but NOT your father. We don't want to know who they are, we are just going to ask you some questions about what you think their views might be and how they might act in certain situations.</p> <p>Here is a piece of paper for you to jot down their names or initials or make 5 marks to represent them so you can keep track of them, we will not be looking at it or taking it from you.</p> <p>[Enumerator: Give the respondent a piece of scrap paper and pen]</p>				
SN 2		<p>Now, try to think of 5 MARRIED women in your community who you have known for at least 2 years.</p> <p>These can be your friends, your family members or other people you know well ,but NOT your mother. We don't want to know who they are, we are just going to ask you some questions about what you think their views might be and how they might act in certain situations.</p> <p>Here is a piece of paper for you to jot down their names or initials or make 5 marks to represent them so you can keep track of them, we will not be looking at it or taking it from you.</p> <p>[Enumerator: Give the respondent a piece of scrap paper and pen]</p>				

SN 3		How many of these 5 men do you think would beat their wives if they disobeyed them?	INT	Number (0-5)  Refused Don't Know	—  77 88	
SN 4 A		If a man beat his wife when she disobeyed him, would most <b>of these 5 men</b> :  [Enumerator: Don't read out option 4]	OC	Think that he should have done this Think that he should not have done this Have no opinion on what the man should have done Disagree on the matter  Refused Don't Know	01 02 03  04  77 88	
SN 4 B		Now think about your father back when you were a child. Would he have:		Thought that he should have done this Thought that he should not have done this Had no opinion on what the man should have done  Refused Don't Know	01 02 03  77 88	
SN 5 A		If a man beat his wife when she disobeyed him, would most <b>of these 5 women</b> :  [Enumerator: Don't read out option 4]	OC	Think that he should have done this Think that he should not have done this Have no opinion on what the man should have done Disagree on the matter  Refused Don't Know	01 02 03  04  77 88	
SN 5 B		Now think about your mother back when you were a child. Would she have:		Thought that he should have done this Thought that he should not have done this Had no opinion on what the man should have done  Refused Don't Know	01 02 03  77 88	

SN 6		How many <b>of these 5 men</b> do you think would sometimes harass women on the streets for fun?	INT	Number (0-5)  Refused Don't Know	—  77 88	
SN 7		If a man sexually harassed a woman on the street, do you think most <b>of these 5 men</b> would:  [Enumerator: Don't read out option 4]	OC	Think that he should have done this Think that he should not have done this Have no opinion on what the man should have done Disagree on the matter  Refused Don't Know	01 02 03  04  77 88	
SN 8		If a man sexually harassed a woman on the street, do you think most <b>of these 5 women</b> would:  [Enumerator: Don't read out option 4]	OC	Think that he should have done this Think that he should not have done this Have no opinion on what the man should have done Disagree on the matter  Refused	01 02 03  04  77	

				Don't Know	88	
--	--	--	--	------------	----	--

SN 9		How many <b>of the 5 women</b> do you think would report her husband to the police if he hits her?	INT	Number (0-5) Refused Don't Know	— 77 88	
SN 10 A		If a woman reported her husband to the police for hitting her in a way that caused injury, do you think most <b>of these 5 men</b> would:  [Enumerator: Don't read out option 4]	OC	Think that she should have done this Think that she should not have done this Have no opinion on what the woman should have done Disagree on the matter  Refused Don't Know	01 02 03 04  77 88	
SN 10 B		Now think about your father back when you were a child. Would he have:		Thought that she should have done this Thought that she should not have done this Had no opinion on what the woman should have done  Refused Don't Know	01 02 03  77 88	
SN 11 A		If a woman reported her husband to the police for hitting her in a way that caused injury, do you think most <b>of these 5 women</b> would:  [Enumerator: Don't read out option 4]	OC	Think that she should have done this Think that she should not have done this Have no opinion on what the woman should have done Disagree on the matter  Refused Don't Know	01 02 03 04  77 88	
SN 11 B		Now think about your mother back when you were a child. Would she have:		Thought that she should have done this Thought that she should not have done this Had no opinion on what the woman should have done  Refused Don't Know	01 02 03  77 88	

SN 12		How many of the 5 women do you think would report to the police if they experienced sexual harassment in the street?	INT	Number (0-5) Refused Don't Know	— 77 88	
SN 13		If a woman reported to the police sexual harassment they experience on the street, do you think most <b>of these 5 men</b> would:  [Enumerator: Don't read out option 4]	OC	Think that she should have done this Think that she should not have done this Have no opinion on what the woman should have done Disagree on the matter  Refused Don't Know	01 02 03 04  77 88	
SN 14		If a woman reported to the police sexual harassment they experience on the street, do you think most <b>of these 5 women</b> would:	OC	Think that she should have done this Think that she should not have done this	01 02	

		[Enumerator: Don't read out option 4]		Have no opinion on what the woman should have done	03	
				Disagree on the matter	04	
				Refused	77	
				Don't Know	88	
COMP_20		[Enumerator: Section Compromised?]		Yes	01	
				No	02	

## Section 21: AT Attitudes

SECTION INTRO [READ THIS OUT]: Now I am going to read out some statements to you to **ask the extent to which you agree or disagree with them**. Remember that this interview is confidential and your responses will not be shared with anyone.

SN 15		A man should beat his wife if she disobeys him.  [Enumerator: Use the scale]	OC	Strongly Disagree Somewhat Disagree No opinion Somewhat Agree Strongly Agree  Refused	01 02 03 04 05  77	
SN 16		Sexually harassing women (e.g. passing comments or making obscene gestures at them in the street) is harmless fun.  [Enumerator: Use the scale]	OC	Strongly Disagree Somewhat Disagree No opinion Somewhat Agree Strongly Agree  Refused	01 02 03 04 05  77	
SN 17		A woman should report her husband to the police when he hits her.  [Enumerator: Use the scale]	OC	Strongly Disagree Somewhat Disagree No opinion Somewhat Agree Strongly Agree  Refused	01 02 03 04 05  77	
SN 18		A woman should report to the police when she experiences sexual harassment in the street.  [Enumerator: Use the scale]	OC	Strongly Disagree Somewhat Disagree No opinion Somewhat Agree Strongly Agree  Refused	01 02 03 04 05  77	

QC	BC	QTEXT	RT	RTEXT	RC	SKIP
AT 1	[Q77]	Women should be able to go anywhere they want whenever they want  [Enumerator: Use the scale]	OC	Strongly Disagree Somewhat Disagree No opinion Somewhat Agree Strongly Agree  Refused	01 02 03 04 05  77	
AT 2	[Q70]	Doing the cooking, cleaning and washing are a woman's responsibility  [Enumerator: Use the scale]	OC	Strongly Disagree Somewhat Disagree No opinion Somewhat Agree Strongly Agree  Refused	01 02 03 04 05  77	
AT 3	[Q68]	A man should have the final word about decisions in the home  [Enumerator: Use the scale]	OC	Strongly Disagree Somewhat Disagree No opinion Somewhat Agree Strongly Agree  Refused	01 02 03 04 05  77	
AT 4	[Q81]	A man is justified in deciding who his wife can or cannot see or talk to	OC	Strongly Disagree Somewhat Disagree No opinion	01 02 03	



		[[Enumerator: Use the scale]		Somewhat Agree Strongly Agree  Refused	04 05  77	
AT 5	<b>[Q83]</b>	It is a wife's obligation to have sex with her husband even if she does not feel like it.  [Enumerator: Use the scale]	OC	Strongly Disagree Somewhat Disagree No opinion Somewhat Agree Strongly Agree  Refused	01 02 03 04 05  77	
AT 6	<b>[Q74]</b>	A woman should tolerate violence against herself in order to keep her family together.  [Enumerator: Use the scale]	OC	Strongly Disagree Somewhat Disagree No opinion Somewhat Agree Strongly Agree  Refused	01 02 03 04 05  77	
AT 7	<b>[Q75]</b>	If a woman is being teased or harassed in a public space, it is usually her own fault.  [Enumerator: Use the scale]	OC	Strongly Disagree Somewhat Disagree No opinion Somewhat Agree Strongly Agree  Refused	01 02 03 04 05  77	
AT 8	<b>[Q80]</b>	When a woman is raped, she usually will have done something careless to put herself in that situation. □  [Enumerator: Use the scale]	OC	Strongly Disagree Somewhat Disagree No opinion Somewhat Agree Strongly Agree  Refused	01 02 03 04 05  77	
AT 9	<b>[Q73]</b>	There are times when a woman deserves to be beaten by her husband  [Enumerator: Use Scale]	OC	Strongly Disagree Somewhat Disagree No opinion Somewhat Agree Strongly Agree  Refused	01 02 03 04 05  77	

## Section 22: IN Intervention

Now, I would like to ask you about your own response to the harassment and difficult situations that women often face

QC	BC	QTEXT	RT	RTEXT	RC	SKIP
IN 2	[Q128]	In the last 3 months, have you taken any of these actions with respect to violence and harassment faced by women?				
IN 2A		A: Intervened to help a woman/women who was being harassed by men in the street or a public space <u>in this colony</u> ?	B	Yes No  Refused Don't Know	01 02  77 88	
IN 2B		B: Intervened to help a woman/women who was being harassed by men in the street or a public space <u>outside this colony</u> ?	B	Yes No  Refused Don't Know	01 02  77 88	
IN 2C		C: Challenged a member of your family who was violent towards a woman in the family	B	Yes No  Refused Don't Know	01 02  77 88	
IN 2D		D: Challenged a neighbour or community member who was violent towards a woman in his family	B	Yes No  Refused Don't Know	01 02  77 88	
IN 2E		E: Encouraged a woman who has suffered violence in the home to report this to the authorities	B	Yes No  Refused Don't Know	01 02  77 88	
IN 2F		F: Encouraged members of the community to complain about the harassment of women in the colony?	B	Yes No  Refused Don't Know	01 02  77 88	
IN 2G		G: Taken part in a campaign against violence against women.	B	Yes No  Refused Don't Know	01 02  77 88	

Now, I would like to ask you about what kinds of actions you might take in the future if presented with such a difficult situation.

QC	BC	QTEXT	RT	RTEXT	RC	SKIP
IN 3		Regardless of whether you have done so in the past, how likely would you be to take the following actions in the future with respect to violence and harassment faced by women?				
IN 3A		A: Intervene to help a woman/women who was being harassed by men in the street or a public space <u>in this colony</u> ?  [Enumerator: Use your scale]		Very unlikely Somewhat unlikely Somewhat likely Very likely  Refused Don't know	01 02 03 04  77 88	
IN 3B		B: Intervene to help a woman/women who was being harassed by men in the street or a public space <u>outside this colony</u> ?  [Enumerator: Use your scale]		Very unlikely Somewhat unlikely Somewhat likely Very likely  Refused Don't know	01 02 03 04  77 88	
IN 3C		C: Challenge a member of your family who was violent towards a woman in the family  [Enumerator: Use your scale]		Very unlikely Somewhat unlikely Somewhat likely Very likely  Refused Don't know	01 02 03 04  77 88	
IN 3D		D: Challenge a neighbour or community member who was violent towards a woman in his family  [Enumerator: Use your scale]		Very unlikely Somewhat unlikely Somewhat likely Very likely  Refused Don't know	01 02 03 04  77 88	
IN 3E		E: Encourage a woman who has suffered violence in the home to report this to the authorities  [Enumerator: Use your scale]		Very unlikely Somewhat unlikely Somewhat likely Very likely  Refused Don't know	01 02 03 04  77 88	
IN 3F		F: Encourage members of the community to complain about the harassment of women in the colony?  [Enumerator: Use your scale]		Very unlikely Somewhat unlikely Somewhat likely Very likely  Refused Don't know	01 02 03 04  77 88	
IN 3G		G: Take part in a campaign against violence against women.  [Enumerator: Use your scale]		Very unlikely Somewhat unlikely Somewhat likely Very likely  Refused Don't know	01 02 03 04  77 88	

## Section 23: PS Politics & State Engagement

We would like to ask you some questions about your engagement with the government and with politics

QC	BC	QTEXT	RT	RTEXT	RC	SKIP
PS 1		How interested are you in public affairs (government & politics)?	OC	Not at all interested Not very interested Somewhat interested Very interested  Refused Don't Know	01 02 03 04  77 88	
PS 2		Which of the following is your most important source of information about politics and current events? (choose 1 response)	UC	Radio Television Newspapers Internet Friends Spouse or partner Other male family member e.g. father, father in law or brother Other female family member e.g. mother, mother in law or sister  Refused Don't Know	01 02 03 04 05 06 07 08  77 88	
PS 3		Did you vote in the last national election to elect your MP in [date of last national election here]?	B	Yes No  Refused Don't Know	01 02  77 88	
PS 4		Did you vote in the last state election to elect your MLA in [date of last state election here]?	B	Yes No  Refused Don't Know	01 02  77 88	
PS 5		Did you vote in the last local election to elect your ward councillor in [date of last local election here]?	B	Yes No  Refused Don't Know	01 02  77 88	
PS 6		When deciding which candidate to vote for in a state election, do you feel you have to consult someone else or that you have to take someone's advice into account? If so, whose advice is MOST important?	UC	No, I make an independent choice Yes, my spouse Yes, my father/father in law or brother/brother in law Yes, my mother/ mother-in-law, or sister/sister-in-law Yes, my friends Yes, elders in your community Yes, someone else not mentioned here  Refused Don't Know	01 02 03 04 05 06 07  77 88	
PS 7		When deciding which candidate to vote for in a local election, do you feel you have to consult someone else or have to take someone's advice into account? If so, whose advice is MOST important?	UC	No, I make an independent choice Yes, my spouse Yes, my father/father in law or brother/brother in law Yes, my mother/ mother-in-law, or sister/sister-in-law Yes, my friends Yes, elders in your community Yes, someone else not mentioned here	01 02 03 04 05 06 07	

				Refused Don't Know	77 88	
PS 8		How would you react to the following situations?  [Enumerator: Use your scale]				
PS 8 A		A woman becomes your ward member	B	Very positively Somewhat positively Wouldn't matter to me Somewhat negatively Very Negatively  Refused Don't Know	01 02 03 04 05  77 88	
PS 8 B		A person of a different caste becomes your ward member	B	Very positively Somewhat positively Wouldn't matter to me Somewhat negatively Very Negatively  Refused Don't Know	01 02 03 04 05  77 88	
PS 8 C		A person of a different religion becomes your ward member	B	Very positively Somewhat positively Wouldn't matter to me Somewhat negatively Very Negatively  Refused Don't Know	01 02 03 04 05  77 88	
PS 8 D		A man with a previous criminal charge of corruption against them becomes your ward member	B	Very positively Somewhat positively Wouldn't matter to me Somewhat negatively Very Negatively  Refused Don't Know	01 02 03 04 05  77 88	
PS 8 E		A woman with a previous criminal charge of corruption against them becomes the ward member	B	Very positively Somewhat positively Wouldn't matter to me Somewhat negatively Very Negatively  Refused Don't Know	01 02 03 04 05  77 88	
PS 8 F		A man with a previous criminal charge of sexually harassing a woman against them becomes your ward member	B	Very positively Somewhat positively Wouldn't matter to me Somewhat negatively Very Negatively  Refused Don't Know	01 02 03 04 05  77 88	
PS 9		Ward members in municipal corporations have various functions that they can perform to serve your community. I will now give you a set of 6 cards that correspond to these	INT	[A-F BELOW SHOULD APPEAR ON THE SAME SCREEN]		

		functions. [ENUMERATOR: Explain the meaning of each card]. Please hand back to me in the order that you think your ward member should allocate their budget for your community. The first card you hand back will represent the issue you think should receive the highest priority in the local budget and the last card will represent the issue you think should receive lowest priority. [ENUMERATOR: RECORD RANK ORDER (1-6) FOR EACH CARD; NUMBERS CANNOT BE REPEATED AND ALL NUMBERS 1-6 SHOULD BE USED]				
PS 9A		Water & sanitation	INT (1-6)	_____ Refused Don't Know	— 77 88	
PS 9B		Health facilities	INT (1-6)	_____ Refused Don't Know	— 77 88	
PS 9C		Schools and education	INT (1-6)	_____ Refused Don't Know	— 77 88	
PS 9D		Roads and bridges	INT (1-6)	_____ Refused Don't Know	— 77 88	
PS 9E		Electricity and gas	INT (1-6)	_____ Refused Don't Know	— 77 88	
PS 9F		Women's safety	INT (1-6)	_____ Refused Don't Know	— 77 88	

QC	BC	QTEXT	RT	RTEXT	RC	SKIP
PS 10	[-]	<p>Can you recall any violent political events in your community? These might be political protests that turned violent or violence related to elections. Do you remember anything like this?</p> <p>If so, when is the last time that a violent event such as this has happened in your community?</p>	UC	<p>Never</p> <p>Yes but not in the last year</p> <p>Yes in the last year, but not in the last 3 months</p> <p>Yes, within the last 3 months</p> <p>Refused</p> <p>Don't know</p>	<p>01</p> <p>02</p> <p>03</p> <p>04</p> <p>77</p> <p>88</p>	<p>(If cannot recall any violent events)</p> <p>If PS 10=01 → PS 14</p>
PS 11		What was the event?	OP	_____		
PS 12	[-]	Did you ever witness or take part in any of these events?	UC	<p>Yes</p> <p>No</p> <p>Refused</p> <p>Don't Know</p>	<p>01</p> <p>02</p> <p>77</p> <p>88</p>	
PS 13	[-]	Was your household affected by this event (e.g. someone was injured or property was damaged)?	UC	<p>Yes</p> <p>No</p> <p>Refused</p> <p>Don't Know</p>	<p>01</p> <p>02</p> <p>77</p> <p>88</p>	
PS 14	[-]	<p>Can you recall any other sorts of violent events in your community? These might be violence between groups like communal riots or gang violence. Do you remember anything like this?</p> <p>If so, when is the last time that a violent event such as this has happened in your community?</p>	UC	<p>Never</p> <p>Yes but not in the last year</p> <p>Yes in the last year, but not in the last 3 months</p> <p>Yes, within the last 3 months</p> <p>Refused</p> <p>Don't know</p>	<p>01</p> <p>02</p> <p>03</p> <p>04</p> <p>77</p> <p>88</p>	<p>(If cannot recall any other violent events)</p> <p>If PS 14=01 → PS 18</p>
PS 15		What was the event?	OP	_____		
PS 16	[-]	Did you ever witness or take part in any of these events?	UC	<p>Yes</p> <p>No</p> <p>Refused</p> <p>Don't Know</p>	<p>01</p> <p>02</p> <p>77</p> <p>88</p>	
PS 17	[-]	Was your household affected by this event (e.g. someone was injured or property was damaged)?	UC	<p>Yes</p> <p>No</p> <p>Refused</p> <p>Don't Know</p>	<p>01</p> <p>02</p> <p>77</p> <p>88</p>	
PS 18	[-]	<p>Can you recall any times when you felt threatened by political or other types of violence that we have been discussing (whether or not violence actually happened)?</p> <p>If so, when is the last time that you felt this way?</p>	UC	<p>Never</p> <p>Yes but not in the last year</p> <p>Yes in the last year, but not in the last 3 months</p> <p>Yes, within the last 3 months</p> <p>Refused</p> <p>Don't know</p>	<p>01</p> <p>02</p> <p>03</p> <p>04</p> <p>77</p> <p>88</p>	
COMP_23		[Enumerator: Section Compromised?]		<p>Yes</p> <p>No</p>	<p>01</p> <p>02</p>	

## Section 24: BH Behavioral Measure

### SECTION INTRO:

Thank you for giving us your valuable time. We are almost at the end of the survey.

As you know, your city's municipal corporation has the power to allocate their efforts and the money in their budget across different issues. However, they only have limited time and funds so they can't address everything that people want them to and have to make choices. Putting more money and more time towards one thing means putting less money and less time towards another.

SCRIPT CODE	SCRIPT TEXT	SKIP
BH 1	<p>At the moment the largest amount of spending by BHOPAL's municipal corporation is in the following 3 areas.</p> <p>1. _____</p> <p>2. _____</p> <p>3. _____</p>	<p>PRE:</p> <p>If E 1A=2 → BH2</p> <p>If E 1A=3 → BH3</p> <p>If E 1A=4 → BH4</p>
BH 2	<p>At the moment the largest amount of spending by GWALIOR's municipal corporation is in the following 3 areas.</p> <p>1. _____</p> <p>2. _____</p> <p>3. _____</p>	
BH 3	<p>At the moment the largest amount of spending by INDORE's municipal corporation is in the following 3 areas.</p> <p>1. _____</p> <p>2. _____</p> <p>3. _____</p>	
BH 4	<p>At the moment the largest amount of spending by JABALPUR's municipal corporation is in the following 3 areas.</p> <p>1. _____</p> <p>2. _____</p> <p>3. _____</p>	



RESPONDENT WILL GET ONE OF THESE PROMPTS BASED ON ISSUE ASSIGNMENT TO IPV/PUBLIC VAW AND SIGNATURE/NO SIGNATURE ASSIGNMENT

SCRIPT CODE	SCRIPT TEXT	SKIP
BH 5  (IPV, NO SIGN)	<p>Some people think that <b>services for women who have suffered domestic violence</b> is a priority issue that government should put more time and money into. Others think that there are more important things that require government's attention.</p> <p>If you think that your municipal corporation should give a higher priority than it does now to providing services for women who have suffered from domestic violence, if it means less attention to some other things, we invite you to <b>put a tick mark on the box on this card</b> to indicate your preference</p>	<p>PRE: If E 4=02 &amp; E 5=01→ BH6</p> <p>IF E 4=01 &amp; E 5=02→ BH7</p> <p>IF E 4=02 &amp; E 5=02→ BH8</p> <p>POST: If E 4=01 &amp; E 5=01→ →BH9</p>
BH 6  (IPV, SIGN)	<p>Some people think that <b>services for women who have suffered domestic violence</b> is a priority issue that government should put more time and money into. Others think that there are more important things that require government's attention.</p> <p>If you think that your municipal corporation should give a higher priority than it does now to providing services for women who have suffered from domestic violence, even if it means less attention to some other things, we invite you to <b>put a tick mark on this card, sign it and write your name</b> to indicate your preference</p>	<p>POST: If E 4=02 &amp; E 5=01→ → BH9</p>
BH 7  (PUBLIC, NO SIGN)	<p>Some people think that <b>ensuring safety for women in public spaces</b> is a priority issue that government should put more time and money into. Others think that there are more important things that require government's attention.</p> <p>If you think that your municipal corporation should give a higher priority than it does now to <b>ensuring safety for women in public spaces</b>, even if it means less attention to some other things, we invite you to <b>put a tick mark on the box</b> on this card to indicate your preference</p>	<p>POST: If E 4=01 &amp; E 5=02→ → BH9</p>
BH 8  (PUBLIC, SIGN)	<p>Some people think this that <b>ensuring safety for women in public spaces</b> is a priority issue that government should to put more time and money into. Others think that there are more important things that require government's attention.</p> <p>If you think that your municipal corporation should give a higher priority than it does now to <b>ensuring safety for women in public spaces</b>, even if it means less attention to some other things, we invite you to <b>put a tick mark on this card, sign it and write your name</b> to indicate your preference</p>	<p>POST: If E 4=02 &amp; E 5=02→ → BH9</p>

[Enumerator: hand over the card with the respondent's survey ID on it and a pen]

We will deliver the information we get to your ward member so he/she knows what people in this slum think. I'll give you this card and turn my back for a while you make your decision. If you want to see a change in the municipal corporation's prioritization then please mark the card otherwise leave it blank. You can fold it up and then give it back to me.

[Enumerator: Turn your back, after a short pause, ask if the respondent has finished, if they say yes, turn around and take the card back]

I will now ask you some questions about what choice you think other people would make, we don't want to know what you think they *should* do but what you think they would do in real life:

QC	BC	QTEXT	RT	RTEXT	RC	SKIP
E 12		Did the respondent return the folded up card to you?	BC	Yes No	01 02	

QC	BC	QTEXT	RT	RTEXT	RC	SKIP
BH 9		Do you think that your spouse would sign such a card?	BC	Yes No  Refused Don't know	01 02  77 88	
BH 10		Do you think that most <b>men in your colony</b> would sign such a card?	BC	Yes No  Refused Don't know	01 02  77 88	
BH 11		Do you think that most <b>women in your colony</b> would sign such a card?	BC	Yes No  Refused Don't Know	01 02  77 88	

We are also giving you the option to share this with others. I will give you an envelope with 10 cards of different colors

[Enumerator: show the envelope marked with this individual's survey ID but do not hand it over yet]

If you have friends or family members in the slum who you think would like to sign such a card, you can ask them to sign a card so that their preference is also recorded. Please have women sign a [PINK OR YELLOW] card and men sign a [BLUE OR GREEN] card. They should also write their name on the card.

We will come back at the end of today/tomorrow and collect the envelope of cards we are now giving you. Please keep all the 10 cards in the envelope regardless of whether they are signed by others, still blank or some signed and some unsigned.

We are giving other people in the slum such cards also, so if you ask someone to sign, make sure to ask them if they have already signed a card of THIS COLOR before getting their signature! If so, please don't give them another card otherwise they will be double counted! Similarly, if you have already signed and someone asks you to sign a card of the SAME COLOR, don't sign again! You can sign a card of a different color though.

Do you have any questions? It is your choice if you want to take the envelope or not.

BH 12		[Enumerator, record the respondent's action]	BC	Took envelope Did not take envelope	01 02	
-------	--	--	----	--	----------	--

QC	BC	QTEXT	RT	RTEXT	RC	SKIP
BH 13		How important do you think the following organizations are for addressing the issue of violence against women in the home?		Very Important Somewhat Important Somewhat Unimportant Completely Irrelevant  Refused Don't know	01 02 03 04  77 88	
A		National govt.	OC	[categories above]		
B		State govt.	OC	[categories above]		
C		Municipal govt.	OC	[categories above]		

D		Tourism Ministry	OC	[categories above]		
E		Local NGOs	OC	[categories above]		
F		SHGs	OC	[categories above]		
BH 14		How important do you think the following organizations are for addressing the issue of violence against women in public spaces		Very Important Somewhat Important Somewhat Unimportant Completely Irrelevant  Refused Don't know	01 02 03 04  77 88	
A		National govt.	OC	[categories above]		
B		State govt.	OC	[categories above]		
C		Municipal govt.	OC	[categories above]		
D		Tourism Ministry	OC	[categories above]		
E		Local NGOs	OC	[categories above]		
F		SHGs	OC	[categories above]		

## Section 25: IC Implementation Checks

The last few questions are about your knowledge and views of actions taken by various groups and your municipal corporation to address VAW.

QC	BC	QTEXT	RT	RTEXT	RC	SKIP
IC 1		What kinds of activities have taken place in your community in past 12 months that you are aware of?  <i>(Note to interviewer: Read out options; Code all that apply)</i>	MC	Rally for women's issues Poster and/or leaflet campaign Community safety audit Street Play or movie screening on women's issues Street Play or movie screening on a different topic Signature campaign Other community event/competition (arts and crafts, food making, clothes making etc.) Media campaign (radio, TV, internet) Meeting with govt. representative, police or protection officer  Refused Don't know	01 02 03 04 05 06 07 08 09  77 88	
IC 2		Thinking back to all these activities, which of these groups were involved in organizing them?  <i>(Note to interviewer: Read out options; Code all that apply)</i>	MC	An SHG A men/boys youth group An NGO Government Tetley  Refused Don't know	01 02 03 04 05  77 88	
IC 3		Have you heard of the MP Safe Cities Initiative?	BC	Yes No  Refused Don't know	01 02  77 88	If IC3=02, 77 or 88, SKIP TO E13
IC 4		What effect do you think the MP Safe Cities Initiative has had on the lives of women in your colony?		Has made them much worse Has made them a bit worse Has not changed anything Has made them a little better Has made them much better  Refused Don't know	01 02 03 04 05  77 88	

## Section 26: SC Survey Checks


[ENUMERATOR: these questions are for you to enter information about the survey process. Do NOT read these out to respondents.]


QC	BC	QTEXT	RT	RTEXT	RC	SKIP
E 13		Were there any interruptions during the survey?	B	Yes No  Refused Don't Know	01 02  77 88	
E 14						
E 15		Was the respondent engaged and paying attention throughout the survey?	B	Yes No  Refused Don't Know	01 02  77 88	
E 16		Do you think that the respondent believed the results of the end-poll would be communicated to a wider audience?	B	Yes No  Refused Don't Know	01 02  77 88	
E 17		Time interview ended (HH:MM)	AU T	__ __ : __ __		
NOTES		[Enumerator: Enter any important notes here]				


## 9. Materials for Behavioral Measure


The following cards will be distributed

For Respondent:

SURVEY ID _____	BH5 (IPV, NO SIGN)
I THINK THAT MY MUNICIPAL CORPORATION SHOULD GIVE A HIGHER PRIORITY THAN IT DOES NOW TO <b>PROVIDING SERVICES FOR WOMEN WHO HAVE SUFFERED DOMESTIC VIOLENCE</b>	
	<input style="border: 2px solid blue; width: 60px; height: 40px;" type="checkbox"/>

SURVEY ID _____	BH6 (IPV,SIGN)
I THINK THAT MY MUNICIPAL CORPORATION SHOULD GIVE A HIGHER PRIORITY THAN IT DOES NOW TO <b>PROVIDING SERVICES FOR WOMEN WHO HAVE SUFFERED DOMESTIC VIOLENCE.</b>	
	<input style="border: 2px solid blue; width: 60px; height: 40px;" type="checkbox"/>
<b>NAME &amp; SIGN:</b> _____	

SURVEY ID _____	BH7 (PUBLIC,NO SIGN)
I THINK THAT MY MUNICIPAL CORPORATION SHOULD GIVE A HIGHER PRIORITY THAN IT DOES NOW TO <b>ENSURING SAFETY FOR WOMEN IN PUBLIC SPACES</b>	
	<input style="border: 2px solid blue; width: 60px; height: 40px;" type="checkbox"/>

SURVEY ID _____	BH8 (PUBLIC,SIGN)
I THINK THAT MY MUNICIPAL CORPORATION SHOULD GIVE A HIGHER PRIORITY THAN IT DOES NOW TO <b>ENSURING SAFETY FOR WOMEN IN PUBLIC SPACES</b>	
	<input style="border: 2px solid blue; width: 60px; height: 40px;" type="checkbox"/>
<b>NAME &amp; SIGN:</b> _____	

FOR DISTRIBUTION

IPV CARDS (5BLUE+5PINK to respondent who has IPV variation in dictionary)

AS A MAN:

I THINK THAT MY MUNICIPAL CORPORATION SHOULD GIVE A HIGHER PRIORITY THAN IT DOES NOW TO PROVIDING SERVICES FOR WOMEN WHO HAVE SUFFERED DOMESTIC VIOLENCE.



**NAME & SIGN:**

---

AS A WOMAN:

I THINK THAT MY MUNICIPAL CORPORATION SHOULD GIVE A HIGHER PRIORITY THAN IT DOES NOW TO PROVIDING SERVICES FOR WOMEN WHO HAVE SUFFERED DOMESTIC VIOLENCE.



**NAME & SIGN:**




---

FOR DISTRIBUTION:

PUBLIC SAFETY FOR DISTRIBUTION (5GREEN+5YELLOW cards to respondent who has IPV variation)

AS A MAN:




I THINK THAT MY MUNICIPAL CORPORATION SHOULD GIVE A HIGHER PRIORITY THAN IT DOES NOW TO ENSURING SAFETY FOR WOMEN IN PUBLIC SPACES

NAME & SIGN: \_\_\_\_\_

AS A WOMAN:

I THINK THAT MY MUNICIPAL CORPORATION SHOULD GIVE A HIGHER PRIORITY THAN IT DOES NOW TO ENSURING SAFETY FOR WOMEN IN PUBLIC SPACES

NAME & SIGN: \_\_\_\_\_



## 10. ENDLINE SURVEY MANUAL

*All elements in this manual should be covered explicitly in training. Each team leader and field supervisor should have a hard copy of the manual with them in the field.*

### General Interviewing Strategies<sup>2</sup>

#### BEFORE THE INTERVIEW

Make sure you understand the questionnaire and all the concepts properly. Clarify any points or questions with your field supervisor.

Check that you have everything on your checklist so that you are not fumbling during the course of the interview. If something is missing, get it from your team leader.

#### BEGINNING THE INTERVIEW

It is very important to establish a good relationship with the respondent. This determines the success of the interview and the accuracy of answers given. The first impression is important.

Use the script to introduce yourself. Do not rush through this part and patiently answer any questions the respondent may have. Only proceed when the respondent has given consent.

#### PRIVACY:

The interview should be conducted in privacy. Ask the respondent to sit where no interruptions will be made. In some cases you may only be able to achieve a “semi-private” location e.g. it is possible that the door is open and you are in hearing range.

Assess the level of privacy when beginning the interview. If you are in a place where others may be able to hear, conduct the interview in a lower voice. But do this for the full survey, not just some sections.

#### MAKING THE RESPONDENT COMFORTABLE:

Sit level with the respondent facing them-- they should not feel that you are an authority figure. Be respectful of the respondent. Speak calmly and gently and in a pleasant tone of voice.

Listen to the respondent without being judgmental. Avoid showing by your tone or expression that you are shocked by or don't approve of something they say.

Don't fiddle while they are responding, they should not feel ignored. Appear interested and fully focused. Look at the respondent while they are talking and record their answer once they have finished talking.

Respondents may give you a long answer, start complaining about something related to the topic of the section/question or give you their answer in the form of a story rather than the simple “yes/no” you want – it is important not to cut them off or to make them feel ignored.

The respondent may not understand the question the first time. Repeat it for them and do not be impatient. Do not make the respondent feel like they are at fault for not understanding.

#### THE PDA

Your respondent may feel intimidated by the PDA; at the beginning of the interview you can show them the screen and how the PDA works. You may sit beside them to enter the first few questions to show how you are recording answers.

#### CONFIDENTIALITY:

Remember to guarantee the respondent the confidentiality of their answers.

#### UNBIASEDNESS:

Ask the questions exactly the way they are posed and never rephrase the questions as leading questions.

Do not finish the respondent's sentences or put words in their mouth.

---

<sup>2</sup> Some points adapted from Ellsberg M, and Heise L. Researching Violence Against Women: A Practical Guide for Researchers and Activists. Washington DC, United States: World Health Organization, PATH; 2005.

Your responsibility is to accurately record the respondent's opinions and experiences, not to try to change them. It may be tempting but you should not give your opinion on any of their responses. For example if a woman tells you something about her husband even something that sounds encouraging like "you did not deserve that treatment" or "he shouldn't have done that" can bias responses to later questions. Similarly if a man says they agree that sometimes women deserve to be beaten, do not challenge them or try to change their mind.

#### **ENDING THE INTERVIEW:**

Sincerely thank the respondent for their time. In case of female respondents, remember to leave a helpline card with them.

Complete Section 26: Survey Checks and type in any additional observations in the NOTES section.

Ensure that your filled survey has been saved. Check off the survey ID from your dictionary to indicate that you have completed this survey.

#### **Enumerator Checklist**

- ✓ PDA is charged and working with correct program loaded  
(Female if you are a female enumerator; Male if you are a male enumerator)
- ✓ Pen and notebook
- ✓ You know your enumerator ID and you know which slum you are in today
- ✓ Survey dictionary corresponding to your assigned enumerator ID
- ✓ Consent script
- ✓ Agreement scale for Section 21
- ✓ 6 priority cards for Section 23
- ✓ 9 envelopes for Section 24
  - BH5 envelope with IPV, No Sign cards
  - BH6 envelope with IPV, Signed cards
  - BH7 envelope with Public, No Sign cards
  - BH8 envelope with Public, Signed cards
  - Empty envelope to collect respondent card
  - IPV female envelope
  - IPV male envelope
  - Public female envelope
  - Public male envelope
- ✓ Up to 10 empty envelopes in which you will fill up 5+5 cards for the respondent to give to them at the end of section 24
- ✓ Helpline card (Female Enumerators Only)

#### **Sampling Procedures**

We will be conducting interviews with male and female respondents in 250 slums in 4 cities of Bhopal, Gwalior, Jabalpur and Indore.

In each slum we will be interviewing the following number of people

- 16 interviews with women aged 18-49 (in some of the slums, 8 of these women will be members of SHGs)
- 10 interviews with younger men/boys aged 15-25 (in some of the slums 6 of these people will be members of youth groups)
- 4 interviews with older men aged 26-49

This is a panel survey and we are now conducting the second round. All the target respondents were already interviewed in 2013. The goal is to locate these and survey these same respondents once again.

Some of these respondents were members or future members of a women's SHG or a youth group. These respondents will likely be easier to locate since you can ask the head of the group or any member about the location of the members you are assigned to survey. The rest of the respondents were randomly sampled and you have to find them again.

You have access to the following resources to help you locate respondents:

1. Names and contact numbers of respondents
2. In some cases names of their husbands/spouse
3. Maps of slums with surveyed houses for randomly sampled individuals indicated
4. Names of other men/women in the household of randomly sampled individuals

### Guide to the Survey Dictionary

Each enumerator and team will receive a SURVEY DICTIONARY

This will tell you the order in which your team has to visit various slums and the order in which you have to survey respondents within a slum.

It will also contain the following information that you have to enter in your PDA when beginning an interview.

- CITY CODE (one digit -- you will enter this in E1A)
- SLUMCODE (two digits -- you will enter this in E1B)
- INTERVIEW ID (two digits -- you will enter this in E1C)
- SURVEY ID (six digit code which you will enter in E1E, it should match the survey ID created by the PDA. This is a unique ID that is assigned to a respondent)
- ENUMERATOR ID (this is the ID number assigned to you)
- LE VARIATION (one letter)
- BH VARIATION 1 (Signed or Unsigned)
- BH VARIATION 2 (IPV or PUBLIC)
- SHG1 Name (this is the name of the first SHG in a slum, you will use this in section 13)
- SHG2 Name (this is the name of the second SHG in a slum, you will use this in section 13)

### Common Terms Used in the Survey

**Household** is not the same as just the physical dwelling in which the people live.

#### Indian Census definition of household:

A 'household' is usually a group of persons who normally live together (so guests/anyone who considers some other place their normal place of dwelling is excluded) and take their meals from a common kitchen unless the exigencies of work prevent any of them from doing so. The persons in a household may be related (in the same family) or unrelated or a mix of both. The important link in finding out whether it is a household or not is a common kitchen. Households may have one person or multiple persons.

The "**Compromised**" check box appears at the conclusion of sections where we think the loss of privacy is especially likely to influence responses. Check this box if someone else was present in the room/area or could reasonably overhear the questions and answers while the relevant section was being administered.

**Colony** is the unit of sampling. People may have different understandings of exactly where it begins and ends but you should use the SLUM NAME in your dictionary to refer to it e.g. "your colony, that is \_\_\_\_\_"

We use the following response options many times in this survey, please note what they mean and remind the respondent of them any time a question with these categories appears

**OFTEN:** on a regular basis e.g. daily, or at least once a week

**SOMETIMES:** from time to time; e.g. once a month

**RARELY:** once or twice (not on a regular basis but it has happened before so not NEVER)

**NEVER:** truly has NEVER happened

Each question has a response option of **Refused** or **Don't Know**. These are never supposed to be read out to the respondent, you should only code them if the respondent truly refuses or does not know the response after you have attempted to explain the question to them more than one time, assured them of confidentiality and that there is no "right" or "wrong" answer.

For questions where there is the possibility that they may not apply to the respondent, an option of "Not Applicable" is provided. Please select that as needed. DO NOT leave any questions blank.

Some questions have an Other (Specify) option, this is to be used if the respondent gives an answer that does not fit one of the existing options. In this case, a text box after the option will be provided so you can type the answer given by the respondent.

After some sensitive sections, there is a checkbox asking if the section was "Compromised". Answer "yes" if there was an interruption during the section or privacy was compromised e.g. someone came into the room.

Q	INSTRUCTIONS
<b>Section 2</b>	
SURVEYID	This will be created automatically based on the information you enter. Ensure that this field is FILLED after you have completed entries in E1. Only proceed if the number appears.
E 1 A	Enter the city you are in
E 1 B	Refer to your dictionary
E 1 C	Filled automatically
E 1 D	Refer to your dictionary
E 1 E	Refer to your dictionary
E 2	Enter the enumerator ID assigned to you
E 3	Refer to your dictionary
E 4	Refer to your dictionary
E 5	Refer to your dictionary
E 6	Filled automatically
E 7	Filled automatically
E 8	<p>Select option 2 only if respondent refuses to give an interview because they are unwilling to answer the questions i.e. do not give consent.</p> <p>If they refuse because they are short on time, do NOT select this option. You are then required to set up an alternate time that is convenient for the respondent and return to conduct the interview then. Simply exit that interview and continue with your other interviews. Return to it at the later agreed time.</p> <p>Select option 3 only if the respondent has migrated outside of the CITY. If they have moved somewhere within the slum, or in surrounding areas, you still have to locate and interview them using the contact information you have and information from others in the colony.</p> <p>Select option 4 only if the respondent was unavailable after THREE VISITS TO THEIR HOME.</p>
E 9	You will answer this question after you have read the consent script provided separately to you and the respondent has agreed to give you their time for an interview.
E 10	Do not ask this question, simply observe and code
E 11	This will be filled automatically
<b>Section 4</b>	
SS1_01 to SS1_10	<p>For these questions make sure that you go through the list of items one by one. Some may seem strange e.g. if you are in a very poor household it may be obvious they do not have a computer but you still do have to ask. Do not pose this as "you must be having...?" or "you don't have .... do you?" just ask "Do you have?"</p> <p>These questions are about the HOUSEHOLD, even if the respondent does not personally have one of the items e.g. a cell phone, you will code a yes if someone in their household has it.</p>
SS2	Do not read options. Code from answer. However if respondent says "primary" or "secondary" or "university", follow up and ask whether they completed this level (i.e. passed the highest grade in primary/secondary or got their university degree) or if they only completed some classes / years. This will enable you to code the appropriate answer.
<b>Section 5</b>	
YN1	<p>If the respondent answers yes, ask how they are paid. If it is some mixture of in cash and in kind, code according to what makes up the greater portion of the payment e.g. if mostly in cash then code PAID IN CASH.</p> <p>The "Working and not paid" includes for example, someone who labors or sells things for a family member but does not receive payment in cash or in kind.</p>
YN2	If the person gets daily wages, then you should still ask them how much it amounts to on an average month that they work.
YN3	We are trying to capture averages here, the respondent may tell you about a special situation they had e.g. (there was one week this month where I didn't work any days at all!) but you should ask them about a typical week i.e. what happens <i>usually</i>
YN4	We are trying to capture averages here, the respondent may tell you about a special situation they had e.g. (there was one

	week this month where I didn't work any days at all!) but you should ask them about a typical week i.e. what happens <i>usually</i>
YN5	If a person does not get daily wages, you may still calculate this from the answer they give of how much they earn per week/per month.
<b>Section 6</b>	
EM1A-D	<p>Make sure to read all the response options at the beginning of this series of decision-making questions. You may repeat the options for EM1_2, EM1_3 and EM1_4 if needed. Remember never to use the answer to one question to prompt the respondent about the next one e.g. you ask "Who is the primary decision-maker about major household purchases?" and the respondent says "my husband" don't ask the second question as "And does your husband also decide about daily household purchases?". Ask it as it is written.</p> <p>Remember that this question is also being asked of unmarried respondents so you may only give them the following options:</p> <p>4. Another family member (e.g. parent, in-law, sibling) 5. Jointly with another family member</p>
EM2	If yes, probe to find out if it is in their name or joint.
EM3A	<p>This question is about the HOUSEHOLD</p> <p>If the respondent knows they have a ration card but do not know which type, use the color of the card to prompt [BPL cards are YELLOW; APL cards are BLUE]</p> <p>People may complain about how they have the card but haven't received the benefit in the past few months or that they deserve one but don't have it. Do not cut them off, express your sympathy and move on after a few seconds of pause.</p>
EM3B	This question is about whether the individual respondent has their own Aadhar Card or not
EM4A – 4F	The questions regarding schemes are relate to the household. The respondent themselves may not have a widow scheme but their mother/mother-in law who lives with them might. Note however, the question does not apply to family members who are not part of the household (see household definition). If someone says their parent or relative has a scheme, ensure that this person is a member of the household before you code yes.
<b>Section 7</b>	
SC2	Do not read options. Code from answer. However if respondent says "primary" or "secondary" or "university", follow up and ask whether they completed this level (i.e. passed the highest grade in primary/secondary or got their university degree) or if they only completed some classes / years. This will enable you to enter the correct code.
SC3	<p>This question is asked of everyone even if they don't work, or if their spouse does not work. For such situations, use the codes as instructed below:</p> <p>You will use code 1 (I earn more than my spouse) even if the respondent is working and earning and the spouse is not</p> <p>You will use code 2 "We earn similar amount" if neither the respondent nor the spouse have any income</p> <p>You will use code 3 "My spouse earns more than me" if the respondent doesn't work and has no income but their spouse does.</p>
<b>Section 8</b>	
AL1	Remember never to use the word "addiction" <i>nasha</i> or any other word with a negative connotation when asking these questions
AL2	If the respondent answers no, make sure you confirm that it is really that they NEVER drink by asking something like "do you have it once in a while e.g. on festivals or special social occasions?" if they then say yes you would code 02
AL3	If the respondent answers no, make sure you confirm that it is really that they NEVER drink by asking something like "do you have it once in a while e.g. on festivals or special social occasions?" if they then say yes you would code 02
<b>Section 9</b>	
CC1	The respondent may begin with "I have no idea" so you should follow up with "that's okay you don't need to give an exact answer, I just want to know your <b>opinion</b> or your <b>best guess</b> " There is no right or wrong answer here.
CC2 and CC3	<p>Read out the statements and enter the code for the first statement that the respondent says yes to and then do not read out any further statements e.g. if the respondent says no to accepting them as a relative, no to a friend but says yes to a neighbor you will code 03 and not read statements 4, 5, 6 or 7.</p> <p>"Close relative by marriage" does not mean that the respondent is him/herself marrying them – this would be strange especially if the respondent is already married. It means if someone in the family got married to them so the Muslim/Hindu</p>

	person would be their in-laws.
<b>Section 10</b>	
NW3	We want to know how big people think the youth group is regardless of whether they are right or wrong so if they say “I have no idea, I don’t know” tell them to take a guess. You may say, “is it closer to 5 or 25?” and then try to get precise
NW4	“Knowing well” means that you meet them or talk to them or exchange information with them at least once a month.
NW5	Look at your dictionary for the name of <b>SHG1</b> in your slum, if there is no name on the sheet itself, your survey supervisor may have told you the name at the beginning of the day or the name of a well known woman associated with the SHG by whose name people know the group
NW7	We want to know how big people think the SHG is regardless of whether they are right or wrong so if they say “I have no idea, I don’t know” tell them to take a guess. You may say, “is it closer to 5 or 25?” and then try to get precise
NW8	“Knowing well” means that you meet them or talk to them or exchange information with them at least once a month.
NW9	Look at your dictionary for the name of <b>SHG2</b> in your slum, if there is no name on the sheet itself, your survey supervisor may have told you the name at the beginning of the day or the name of a well known woman associated with the SHG by whose name people know the group
NW11	We want to know how big people think the SHG is regardless of whether they are right or wrong so if they say “I have no idea, I don’t know” tell them to take a guess. You may say, “is it closer to 5 or 25?” and then try to get precise
NW12	“Knowing well” means that you meet them or talk to them or exchange information with them at least once a month.
NW13A	
NW14	
NW15	This relates to participation beyond just attending. Did the respondent ever speak in a meeting, express their views?
NW20_01 to NW20_12	Read out EACH of these options one by one. If the respondent mentions something that is not on the list, try to determine if it falls into one of these categories.
NW21	
NW22_1 – NW22_9	These questions are for everyone, not just group members. We want to know if the respondent has received support for any of these things from a group in the colony – it does not have to be the youth group or SHGs mentioned previously, it could be any group/organization. Read out EACH option
<b>Section 11</b>	
CH1	<p>If someone did not have a father or did not grow up with their father, then select Not Applicable.</p> <p>Someone may say that their father/mother were rarely around e.g. the father was always away for work. Follow up to probe about whether and how often the respondent saw something like this happen on the occasions that he was present and code based on that. We do not have very old respondents in our pool but some older respondents may say “it was such a long time ago....”. This will require some extra prompting to help them remember the time.</p>
CH2	<p>If someone did not have a father or did not grow up with their father, then select Not Applicable.</p> <p>Someone may say that their father/mother were rarely around e.g. the father was always away for work. Follow up to probe about whether and how often the respondent saw something like this happen on the occasions that he was present and code based on that. We do not have very old respondents in our pool but some older respondents may say “it was such a long time ago....”. This will require some extra prompting to help them remember the time.</p>
CH3	Read out each category -- if someone did not have the family member you mention, then you will select Not Applicable.
<b>Section 12</b>	
MS1	
MS2	You want to ask the respondent to think back to two years ago and compare their present situation to the past. First ask if they travel more, less or the same amount now than they used to two years. If more, how much more? If less, how much less?
MS3 MS4	<p>These questions are about specific places. Some of these places may not exist in the respondent’s own colony but you should prompt them to think of the nearest one to the colony. Do not lead this section by saying “People feel unsafe sometimes in certain places” because this is leading.</p> <p>If the respondent says they never go to a certain place e.g. some women may say they do not go to the alcohol shop you should follow up with “suppose you were passing by this place”</p> <p>You will mention each place, then ask how safe the respondent feels at night and in the day time.</p>

Start by asking whether they feel safe or unsafe. If safe, how safe? If unsafe, how unsafe?	
<b>Section 13</b>	
<ol style="list-style-type: none"> <li>1. Tell the respondent that you are now going to do a simple exercise with stones/marbles</li> <li>2. Read out the introduction text as appears in the PDA. It is very important that you read it exactly as written.</li> <li>3. Take out the 4 marbles and stones, turn around with your back to the respondent, and demonstrate moving a stone from your left hand to your right hand saying "this is what you will do if something I say is true or has happened to you in the last 3 months" then demonstrate keeping a stone in your left hand i.e. not doing anything saying "this is what you will do if something I say is not true or has not happened to you in the last 3 months"</li> <li>4. Say "Now we will do a practice round". Hand the respondent 4 stones in their LEFT HAND. Read out the statements one by one. Pause in between statements.</li> <li>5. If the respondent SPEAKS to tell you what they agree with remind them that they should tell you what they agree with and what they don't agree with. Just that they should silently pass a stone from left to right if the statement is true and keep the stone in their left hand if it is not true for them.</li> <li>6. Wait a few seconds. Then ask the respondent to show their right hand. Count the stones. Ask the respondent if the number of stones means they agreed with that number of things. Ensure they have understood before proceeding. Take the rest of the stones back from the respondent as well. They should not have any stones now.</li> <li>7. The first list of statements will appear on your screen. It will tell you how many stones to give the respondent [either 3 or 4] It is very important that you only give the respondent that number in their left hand.</li> <li>8. Read out the statements one by one. Pause in between statements. Wait a few seconds. Then ask the respondent to show their right hand. Count the stones and enter the number in your PDA. Then ask the respondent to give you the stones in their left hand back as well.</li> <li>9. If you are interviewing a married respondent, there will be a second list of statements that will appear on your PDA. You will give the respondent the number of stones instructed [either 3 or 4], read the statements, ask for the stones in their right hand, record the number and then ask for the rest of the stones back.</li> <li>10. For unmarried respondents, there will only be one list and you will continue with the rest of the interview (the PDA will automatically skip to the next appropriate question)</li> </ol> <p><b>NOTE: You will receive two out of many possible questions for this section per respondent. The questions will be a little different for each respondent that you interview and they may be in a different order each time. Do NOT rely on your memory to say the statements or hand the respondent a certain number of stones. Look at the PDA and read exactly what is there.</b></p>	
<b>Section 14</b>	
EPV1-5	<p>All these questions are about various types of harassment and violence that may have happened to women outside their home in a public place. Remember to make the respondent feel comfortable. Remind them about confidentiality and that you are simply gathering information to get a sense of how common these practices are and that no one will know that they personally faced such a situation.</p> <p>You have to strike a balance between reminding the respondent that their responses are confidential and putting them too on guard at the beginning of the section</p> <p>Each question is about whether the respondent faced any of the mentioned behaviors and if so, when was the last time.</p> <p>You can either code this from the respondent's answer if it is very obvious e.g. if they say "this happens to me when I was a little girl" then you know that it was "More than 1 year ago".</p> <p>However if it is not clear, you will have to probe and ask "was the last time more than a year ago? More than 3 months ago?" and code accordingly</p> <p>We ask about a number of different types of actions. Note that more than one type of action may have happened in the same INCIDENT of violent behavior e.g. a women may say she experienced someone passing comments and then flashing</p>



	her. This means a yes to both EPV1 and EPV3.
EPV7	<p>You want to ask the respondent to think back to two years ago and compare their present situation to the past. First ask if they feel they face more harassment, less or the same amount now than they used to two years ago. If more, how much more? If less, how much less?</p> <p>Note that this question is about the respondent's own experience. It is not about the general situation in the colony or other's experiences.</p>
EPV8 – EPV 12	These questions will be asked only of respondents who report experiencing some type of harassment or violence in EPV1-5. Remind the person of confidentiality and tell them you do not want to know who did this, just whether they were from the colony or not because you are trying to understand the situation of their colony better.
<b>Section 15</b>	
RPV1 -4	This is a set of hypothetical questions about what respondents would do if they experienced violence or harassment in the future.
<b>Section 16</b>	
EDV1-12	<p>All these questions are about various types of harassment and violence that may have happened to married women in their own homes. Remember to make the respondent feel comfortable. Remind them about confidentiality and that you are simply gathering information to get a sense of what women's experiences are in general and that no one will know that they personally faced such a situation.</p> <p>You have to strike a balance between reminding the respondent that their responses are confidential and putting them too on guard at the beginning of the section</p> <p>Each question is about whether the respondent faced any of the mentioned behaviors and if so, when was the last time.</p> <p>You can either code this from the respondent's answer if it is very obvious</p> <p>However if it is not clear, you will have to probe and ask "was the last time more than a year ago? More than 3 months ago?" and code accordingly</p> <p>We ask about a number of different types of actions. Note that more than one type of action may have happened in the same INCIDENT of violent behavior e.g. a woman may tell you she had a fight with her husband in which he slapped and also pulled her hair. This means a yes to both EDV7 and EDV8.</p>
EDV13	Note that this question is a little different, it is about whether the respondent ever <i>felt</i> that her husband could become violent. Not whether he actually did
EDV15	<p>You want to ask the respondent to think back to two years ago and compare their present experience of all such behaviors to the past. If the respondent was not married two years ago, you will pick option 99 Not Applicable.</p> <p>Note that this question is about the respondent's own experience. It is not about the general situation in the colony or other's experiences.</p>
<b>Section 17</b>	
RDV1	This is asked of all married women even if they said no to experiencing all the behaviors in the previous section
RDV2	Do not read out categories, just code from response.
RDV3	Ask whether the respondent was satisfied or dissatisfied, then how satisfied? How dissatisfied?
RDV7_1	Do not read out, just code from response
RDV8	Ask whether the respondent was satisfied or dissatisfied, then ask how satisfied? How dissatisfied?

Section 18	
PPV1	<p>All these questions are about various types of harassment and violence that men may have perpetrated in public. Remember to make the respondent feel comfortable. Remind them about confidentiality and that you are simply gathering information to get a sense of what people's experiences are in general and that no one will know that they did such a thing.</p> <p>You have to strike a balance between reminding the respondent that their responses are confidential and putting them too on guard at the beginning of the section</p> <p>Each question is about whether the respondent engaged in any of the mentioned behaviors and if so, when was the last time.</p> <p>You can either code this from the respondent's answer if it is very obvious</p> <p>However if it is not clear, you will have to probe and ask "was the last time more than a year ago? More than 3 months ago?" and code accordingly</p>
Section 19	
PDV1	<p>All these questions are about various types of harassment and violence that men may have perpetrated in public. Remember to make the respondent feel comfortable. Remind them about confidentiality and that you are simply gathering information to get a sense of what people's experiences are in general and that no one will know that they did such a thing.</p> <p>You have to strike a balance between reminding the respondent that their responses are confidential and putting them too on guard at the beginning of the section</p> <p>Each question is about whether the respondent engaged in any of the mentioned behaviors and if so, when was the last time.</p> <p>You can either code this from the respondent's answer if it is very obvious</p> <p>However if it is not clear, you will have to probe and ask "was the last time more than a year ago? More than 3 months ago?" and code accordingly</p>
Section 20	
SN1 & 2	<p>Make sure to read out the introduction text as is. You want the respondent to think of 5 MARRIED MEN and 5 MARRIED WOMEN who are their family members or well known to them. However these should not include their parents.</p> <p>Give the respondent a piece of paper and pen to jot down something that will help them keep track of these people. Remember that you do not want to know who they are so you will not be collecting the paper from the respondent. You just want to ensure that the respondent is truly thinking about 5 specific men and 5 specific women.</p>
SN4A-5B	<p>You are asking what the 5 men that the respondent has thought about would think of ANOTHER (some other 6<sup>th</sup> man) man who beat his wife. Then what the respondent's father would have thought of such a man. What the 5 women would think. What the respondent's mother would have thought.</p> <p>Do not read out option 4 "Disagree on the Matter", you will code this if the respondent says something like "2 people will think that he should have done this, 2 people will think he shouldn't and 1 will have no opinion" so you are unable to establish what "most" would do</p>
SN7-8	<p>You are asking what the 5 men that the respondent has thought about would think of ANOTHER (some other 6<sup>th</sup> man) man who sexually harassed women for fun. Then what the 5 women would think.</p>
SN10A –SN 11B	<p>You are asking what the 5 men that the respondent has thought about would think of SOME OTHER WOMAN (some other 6<sup>th</sup> woman, not one of the five the respondent thought about) who reported her husband to the police. Then what the respondent's father would have thought. What those 5 women would think of such a woman. What the respondent's woman would have thought</p>

SN13-SN14	You are asking what the 5 men that the respondent has thought about would think of ANOTHER woman (some other 6 <sup>th</sup> woman, not the 5 that the respondent thought about) who reported to the police for sexual harassment that she faced
<b>Section 21</b>	
For this section you will use the agreement scale. Tell the respondent that 1 (left-most mark) on the scale represents “strongly disagree” and 5 (right-most mark) represents “strongly agree” and ask them to point to where they fall for each of the statements you read.	
<b>Section 22</b>	
In this section you will mention a form of intervention, ask whether the respondent has done this in the past --- it may be that the respondent faced such a situation and did in fact intervene in which case you would code yes, or such a thing never happened in which case you code no, or that it did happen and they did not intervene to stop it, in which case you code no as well. Then you ask about how likely they would be to intervene if such a situation arose in the future.	
<b>Section 23</b>	
PS1	
PS2	You must read all these responses. People may get information from many sources but this question is about which is the primary or most important source of information.
PS6, 7	It may be that the respondent does not vote or has never voted. In this case, you may ask this question as “If you WERE to vote...” Again, they may take the advice of many people but this question is about whose advice is the most important in making the final decision on who to vote for.
PS9	Use the PRIORITY CARDS for this question
<b>Section 24</b>	
<ol style="list-style-type: none"> <li>1. Read the script as is for this section and tell the respondent the 3 main areas of spending of the municipal government for the city.</li> <li>2. Your PDA will display one of the following scripts BH5, BH6, BH7 or BH8 for a certain respondent. These have some important differences even though they seem very similar. Do not try to say the script from memory, make sure you read it from the PDA so you do not mix them up. Otherwise this measure will be useless.</li> <li>3. Take out a card corresponding to the script number displayed on your PDA from the correct envelope.</li> <li>4. Read out what is on the card to the respondent, even at the risk of repetition of the script you have already read.</li> <li>5. Write the respondent's SURVEYID on the space provided on the card and hand it to them</li> <li>6. On BH5 and BH7 cards, ask the respondent to make a TICK MARK on the card if they want to see a change in the government's prioritization according to the statement on the card. On BH6 and BH8 cards, you will ask the respondent to make a TICK MARK and also SIGN AND WRITE THEIR NAME. If they do not agree with the statement on the card, they should LEAVE IT BLANK.</li> <li>7. Make sure to inform the respondent that the results of this will be shared with their ward member.</li> <li>8. Do not observe the respondent while they mark the card. Simply give them the card and a pen and ask them to fold it up and return it to you. Put the folded up card in your empty collection envelope.</li> <li>9. Once the respondent returns you the card, mark “yes” on the PDA and move on to the questions.</li> <li>10. After asking the questions, tell the respondent that they can also get others to sign cards as per the script.</li> <li>11. Check the dictionary to see if the respondent has an IPV or a PUBLIC variation assigned to them. If IPV, then take out 5 BLUE and 5 PINK cards and tell them that men who want to express agreement with the statement on the card should tick, sign and write their name on BLUE cards and women should tick, sign and write their name on PINK cards. If PUBLIC then take out 5 GREEN and 5 YELLOW cards and tell them that men who want to express agreement with the statement on the card should tick, sign and write their name on GREEN cards and women should tick, sign and write their name on YELLOW cards. Read the statement on the card to the respondent, even at the risk of repetition.</li> <li>12. Put the 10 cards in a blank envelope, write the respondent's survey ID on this envelope and ask if they would like to ask others to sign the cards. Remind the respondent that it is their choice and that they do not have to take the envelope. Record whether they took or did not take the envelope in BH12.</li> <li>13. For respondents who took the envelope, tell them to keep the cards in the envelope and that you will collect the envelope at the end of the day/the next day and it should contain 10 cards even if they did not get any signatures or only got some signatures.</li> </ol>	

14. Remind the respondent (as per the script) that they should not sign two cards of the same color and that they should make sure that they also remind other people who they talk to about this. Otherwise there will be double counting.	
<b>Section 25</b>	
IC1 1	For all these activities, make sure that the respondent knows you are asking about activities related to violence against women e.g. poster and leaflet campaign or media campaign relating to violence against women.
<b>Section 26</b>	
E 16	Refers to whether you think the respondent believed that the results of the cards would be communicated to their ward member.
FEEDBACK	Record any additional notes or comments here

## 11. Baseline Report

Analysis of baseline data and further information about design choices can be found in our baseline report here:

[MP Safe Cities Baseline Report](#)

## 12. R Script for Assignment to Treatment

This appendix includes the R functions that were used to create blocks and assign slums to treatment status.

Code to address integer issues in blocking by randomly selecting 2-3 slums per city and assigning them treatment status separately from 60 slums per city, which are block-randomized

```
oddbits = function(D, seed=1){
  set.seed(seed)
  rand0 <- rnorm(nrow(D))
  #Randomly drop 2-3 slums from each city to get an even 60 per slum
  D <- cbind(D,rand0)
  D$rank <- ave( D$rand0, D$CID, FUN=rank)
  D$in.blocks <- (D$rank<=60)
  trunc<- subset(D, D$rank<=60)
  #Keep track of the slums leftover
  leftover <-subset(D, D$rank>60)
  #Assign Leftover Slums
  #From Inception Report we know that extra slums are to be assigned as follows
  #BHOPAL: CONTROL, SHG+LIFE, SHG&VAW+LIFE
  #GWALIOR: SHG, SHG&VAW
  #INDORE: LIFE, SHG&VAW+LIFE
  #JABALPUR: SHG, SHG+LIFE, SHG&VAW
  sortleftover<-leftover[order(leftover$CID,leftover$rank),]
  ## rank is random and then assigning from least to greatest number of interventions by
  CID
  sortleftover$T1.SHG = c(0,1,0,1,0,0,0,1,1,0)
  sortleftover$T2.SHG.AND.VAW = c(0,0,1,0,1,0,1,0,0,1)
  sortleftover$T3.LIFESKILLS = c(0,1,1,0,0,1,1,0,1,0)
  assign.leftover=sortleftover[,c("SID", "CID", "T1.SHG", "T2.SHG.AND.VAW", "T3.LIFESKILLS")]
  merge(D[,c("SID", "CID", "in.blocks")], assign.leftover, all=TRUE)
}
```

Code to create blocks

```
# Blocking Using Greedy Algorithm (Exports list of blocks in same order as data input)
MakeBlocks = function(D, blocksize=6) {
  D2 = data.frame(id = 1:nrow(D), D)
  b = block(D2, n.tr = blocksize, id.vars = "id", optfactor = 10^10)$blocks[[1]]
  sapply(1:nrow(D), function(j) which(b[,1:blocksize]==j, arr.ind=TRUE)[1])
}

## Run over 4 cities to create 10 blocks of 6 in each city
RunCities = function(D, MATCHVARS, seed=1){
  set.seed(seed)

  Z=oddbits(D=D, seed=seed+1)

  city.block = function(city){
    D2.city = as.matrix(D[Z$in.blocks & Z$CID==city,MATCHVARS])
    USE.city = MakeBlocks(D2.city)
  }
}
```

```

  cbind(D[Z$in.blocks      & Z$CID==city,c("SID")],      USE.city)
}

BLOCK.ALL<- rbind(city.block(1), city.block(2), city.block(3), city.block(4))
colnames(BLOCK.ALL) <- c("SID","BLOCK")
truncblock<- merge(D[Z$in.blocks,], BLOCK.ALL, by=c("SID"))
truncblock$BLOCK.ID <- ((truncblock$CID*100)+truncblock$BLOCK)
truncblock
}

```

Code to assign all slums (those within blocks and the leftover slums) to treatment status

#### *#Assign treatment*

```

assign.treat = function(D, MATCHVARS, seed, sims){

  truncblock  = RunCities(D, MATCHVARS, seed)
  Z           = oddbits(D, seed=seed+1)

  rank1              <- ave(rnorm(n = 240), truncblock$BLOCK.ID, FUN=rank)
  sorttruncblock     <- truncblock[order(truncblock$BLOCK.ID, rank1),]

  treattruncblock<-cbind(sorttruncblock, T1.SHG      = rep(c(0,0,1,0,0,1), 40),
                        T2.SHG.AND.VAW  = rep(c(0,1,0,0,1,0), 40),
                        T3.LIFESKILLS    = rep(c(0,0,0,1,1,1), 40))

  merge(Z[Z$in.blocks==FALSE,],treattruncblock, by=c("SID", "CID", "T1.SHG", "T2.SHG.AN
D.VAW", "T3.LIFESKILLS"), all=TRUE)
}

```

Now we test the performance of this assignment function by running it 1000 times with different seeds and recovering the mean propensity of assignment to each of the 3 treatment arms for each slum. Figures 1, 2, 3 are histograms showing the mean propensities of assignment to treatment for 250 slums over 1000 runs of the assignment code.

#### *#Recover assignment probabilities*

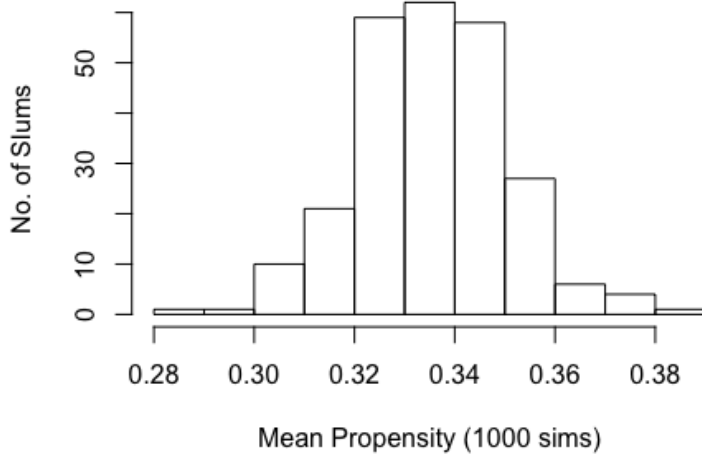
```

permlength=1000
PERMS = list()
for(j in 1:permlength){PERMS[[j]]<-assign.treat(full, MATCHVARS, j, searchsize)}

p.shg = matrix(NA, 250, permlength)
for(j in 1:permlength){p.shg[,j]<-PERMS[[j]]$T1.SHG}

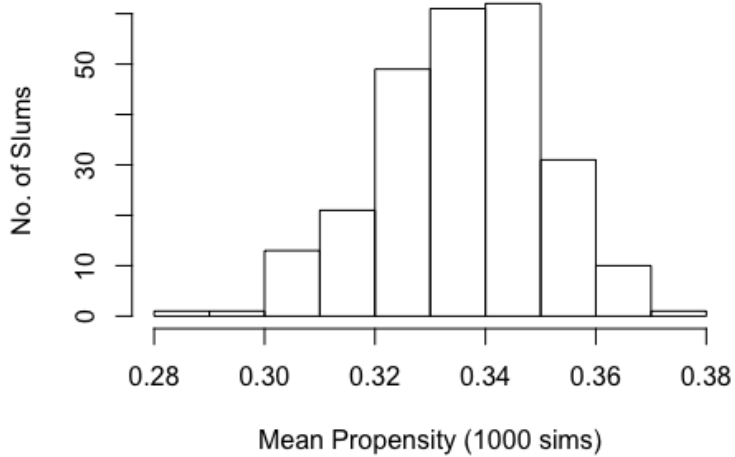
```

### Mean Propensity of Assignment to T1



```
p.vaw = matrix(NA, 250, permlength)
for(j in 1:permlength){p.vaw[,j]<-PERMS[[j]]$T2.SHG.AND.VAW}
```

### Mean Propensity of Assignment to T2



```
p.lifeskills = matrix(NA, 250, permlength)
for(j in 1:permlength){p.lifeskills[,j]<-PERMS[[j]]$T3.LIFESKILLS}
```

### Mean Propensity of Assignment to T3

